



# SWM282

SWM282 PoE+ managed switch



Energy & utilities



Enterprise



Industrial & automation



Retail



Smart city

## POE+

Deliver power and data through 24 PoE+ ports with up to 30W per port

## L2+

Advanced routing protocols & VLAN segmentation

## CLOUD-ENABLED

Shipped with 2 years of RMS Management

## PROTOCOLS

Profinet, MRP, and EtherNet/IP for mixed industrial environments

**Ethernet**

Fiber	4 x SFP ports
IEEE 802.3 series standards	802.3i, 802.3u, 802.3ab, 802.3x, 802.3az
ETH	Multi-layer managed 24 x ETH ports, 10/100/1000 Mbps, supports auto MDI/MDIX crossover

**INDUSTRIAL PROTOCOLS**

Profinet	Profinet Class B conformance (available with optional order code)
----------	---

**Services**

EtherNet/IP	Yes
SNMP V2, V3	Yes
LLDP	Yes
Network Management	802.1p class of service, 802.1x port-based network access control, 802.1Q VLAN

**Network**

Routing	Dynamic routing (BGP, OSPF v2, RIP v1/v2, EIGRP)
MRP	MRP client role, MRP manager role
L2 features	Loop protection, Forwarding table, VLAN, STP/RSTP
DHCP	DHCP server, DHCP client, DHCP static leases capable of using MAC with wildcards
Port Settings	Enable/disable, link speed control, port isolation, PoE Management, EEE (802.3az) management, Port Mirroring
L3 Features	Static IPv4 routing, static IPv6 routing, DHCPv6 client, static IPv6 address

**QoS**

QoS	Port priority, DSCP priority, 802.1p priority, TOS
Scheduling method	SP/WFQ/WRR
Bandwidth control	Rate limiting, storm control
Traffic Shaper	Port-based shaping

**Diagnostics**

Tools	Cable diagnostic, ping, traceroute, nslookup
Ping reboot	Capability to restart PoE in a specific port

## Security

Authentication	PAM — preshared key, Radius & TACACS+, IP & login attempts block
VLAN	Port VLAN separation
802.1x	Port-based network access control client and server
MAC filtering support	Allow specific MAC addresses to connect through specified ports, ignore unauthorized or disable the port if an unauthorized MAC address is detected

## API

Teltonika Networks Web API (beta) support	Expand your device's possibilities by using a set of configurable API endpoints to retrieve or change data. For more information, please refer to this documentation: <a href="https://developers.teltonika-networks.com">https://developers.teltonika-networks.com</a>
---	---

## System Characteristics

CPU	Realtek, single core, 500MHz, MIPS-4KEc
RAM	128MB, DDR3
FLASH storage	16 MB serial flash

## Firmware/Configuration

WEB UI	Update FW from file, check FW on server, configuration profiles, configuration backup
FOTA	Update FW
RMS	Update FW/configuration for multiple devices at once
Keep settings	Update FW without losing current configuration
Factory settings reset	A full factory reset restores all system settings, including the IP address, PIN, and user data to the default manufacturer's configuration

## FIRMWARE CUSTOMISATION

Operating system	SwmOS (OpenWrt based Linux OS)
Supported languages	Busybox shell, Lua, C, C++
Development tools	SDK package with build environment provided
Package Manager	The Package Manager is a service used to install additional software on the device

## Performance Specifications

Bandwidth (Non-blocking)	56 Gbps
Forwarding rate	83.33 Mpps
Packet buffer	512 KB
MAC address table size	8K entries
Jumbo frame support	10000 bytes

## POE OUT

PoE+ ports	Ports 1-24
PoE standards	IEEE 802.3af (PoE, Type 1) and IEEE 802.3at (PoE+, Type 2), Alternative A
PoE Max Power per Port (at PSE)	30 W
Total PoE Power Budget (at PSE)	300 W

## Power

Connector	C14 connector
Input voltage range	100-240 VAC, 50/60 Hz
Power consumption	Idle: 9 W / Max: 330 W / PoE Max: 300

## Physical Interfaces

Ethernet	24 x RJ45 ports, 10/100/1000 Mbps
Fiber	4 x SFP ports
Status LEDs	1 x Power LED, 48 x ETH status LEDs, 1 x Status LED, 4 x SFP status LEDs
Power	1 x C14 connector
Reset	Software reset button
Other	1 x Grounding screw

## Physical Specification

Casing material	Anodized aluminum housing and panels
Dimensions (W x H x D)	483 x 44 x 234 mm
Weight	2291 g
Mounting options	Rack mounting kit

## Operating Environment

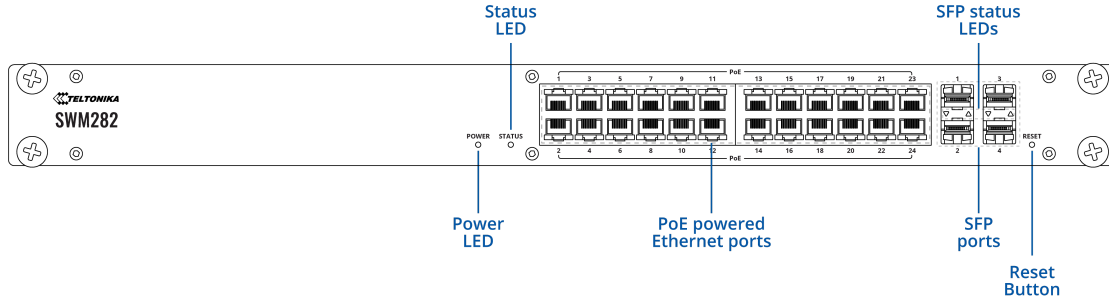
Operating temperature	0 °C to 50 °C
Operating humidity	10% to 90% non-condensing
Ingress Protection Rating	IP30

## Regulatory & Type Approvals

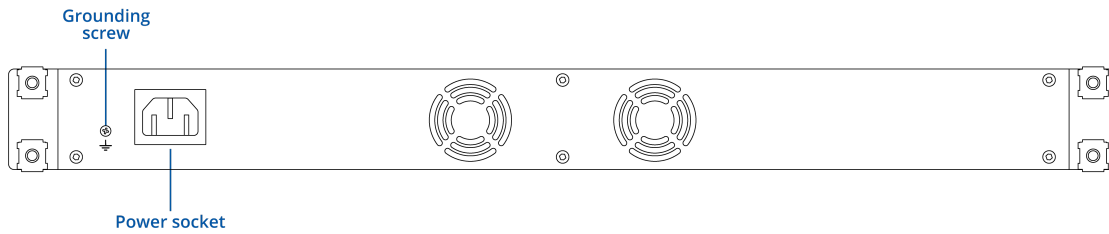
Regulatory	CE, UKCA, CB, RCM, FCC, IC
------------	----------------------------

## Hardware

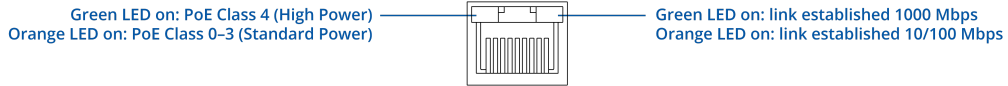
### FRONT VIEW



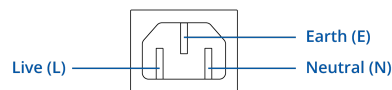
### BACK VIEW



### RJ45 LED MEANING



### POWER SOCKET PINOUT



## Ordering

Standard package\*



SWM282



QUICK START GUIDE

\*Standard package contents may differ based on standard order codes.

For more information on all available packaging options – please [contact us](#) directly.

## Classification codes

**HS Code:** 851762

**HTS:** 8517.62.00

### Available versions

<p>SWM282 *****0 <b>PROFINET</b> <b>disabled by</b> <b>default</b></p>	<p>N/A</p>	<p>SWM282000200 / Standard package without power cord SWM282000700 / Standard package with EU power cord SWM282000800 / Standard package with UK power cord SWM282000900 / Standard package with US power cord SWM282000A00 / Standard package with AU power cord</p>
--	------------	---

<p>SWM282 *****1 <b>Profinet Class</b> <b>B</b> <b>conformance</b></p>	<p>N/A</p>	<p>SWM282000201 / Standard package without power cord</p>
--	------------	---

## SWM282 spatial measurements

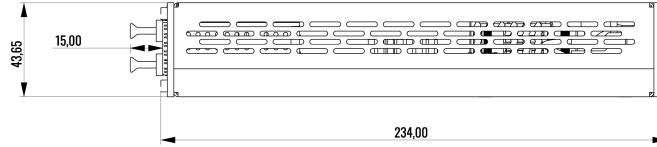
### Available versions

<p>Box:</p>	<p>510 x 73 x 318 mm</p>
<p>Device housing (W x H x D)*</p>	<p>483 x 44 x 234 mm</p>

\*Housing measurements are presented without antenna connectors and screws; for measurements of other device elements look to the sections below

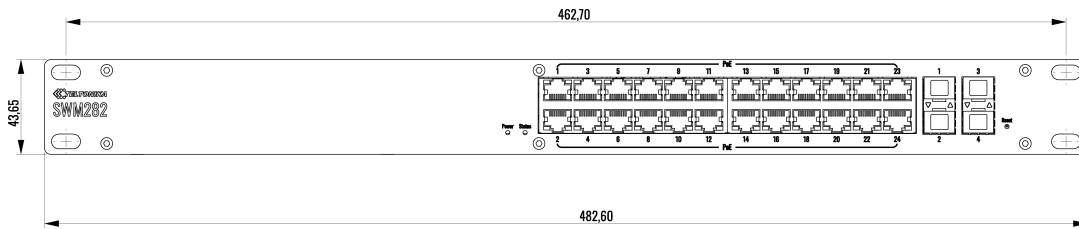
### RIGHT VIEW

The figure below depicts the measurements of device and its components as seen from the right side:




### FRONT VIEW

The figure below depicts the measurements of device and its components as seen from the front panel side:



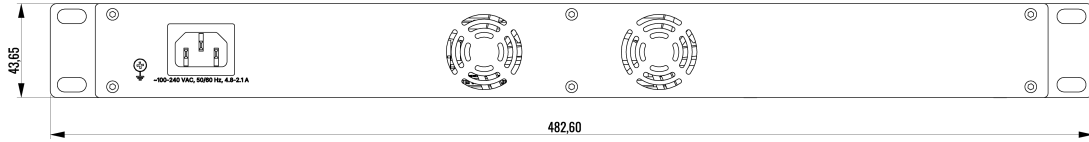
### TOP VIEW

The figure below depicts the measurements of device and its components as seen from the top:



### REAR VIEW

The figure below depicts the measurements of device and its components as seen from the back panel side:



### MOUNTING SPACE REQUIREMENTS

The figure below depicts an approximation of the device's dimensions when cables and antennas are attached:

