


IFM24160



INTERNAL POWER-SUPPLY MODULE

PREVIDIA | MAX



The IFM24160 internal module supplies and distributes power through the CAN drive connection bar and through the two outputs, OUT 1 and OUT 2.

Possibility to select the EOL resistor values.

Previdia Max control panels are capable of managing up to 4 IFM24160 modules, one per PRCAB cabinet.

HARDWARE CHARACTERISTICS

- CPU dedicated to the control of the module and communication with the control-panel FPMCPU module
- 4 status LEDs
- Mini USB port
- 1 programmable relay
- 2 programmable supervised outputs
- Input voltage selector (230V / 115V)

TECHNICAL SPECIFICATIONS

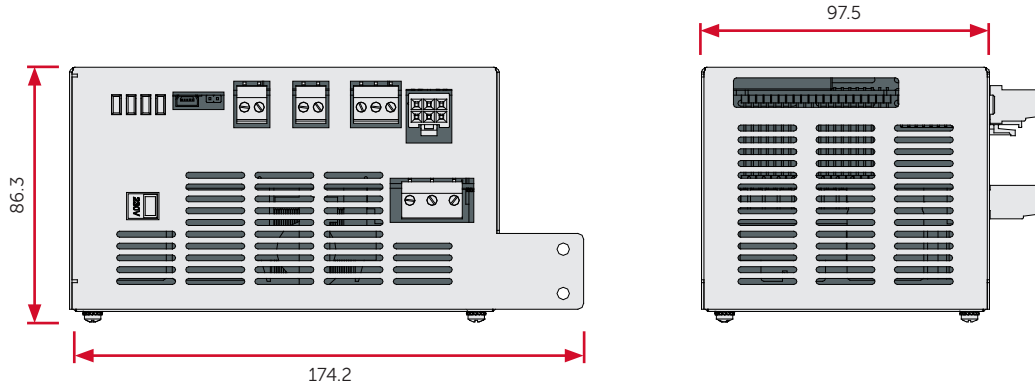
- Power supply voltage: 230 / 115 V~ (+10% -15%) 50/60 Hz
- Maximum current draw from mains: 1.1A @230V, 2A @115V
- Output voltage: 276V
- Maximum available current: 5.2A
- I_{max a} and I_{max b} (EN54-4 compliant): 4A
- Batteries: 2x 12V 24Ah or 2x 12V 17Ah
- Battery charger: 1.2A
- Maximum internal resistance of battery: 10Ohm
- Battery release voltage: 19V
- Operating temperature: from -5°C to +40°C
- Insulation class: I
- Consumption @ 276V: stand-by 20mA, max. 40mA
- Maximum current on OUT1: 1.5A @ 276V
- Maximum current on OUT2: 1.5A @ 276V
- Maximum current on RELAY: 5A @ 30V

IFM24160

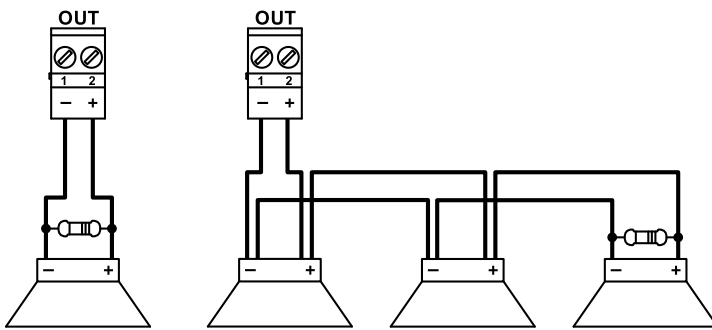


PREVIDIA | MAX

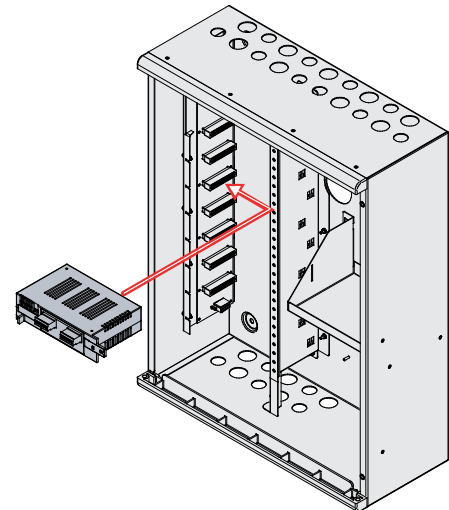
DIMENSIONS



CONFIGURATION DIAGRAM



INSTALLATION



IN THE PACKAGE

- Package dimensions: 9 x 11 x 18.5 cm
- Weight with packaging: 1000g

ORDER CODES

IFM24160 4A internal power-supply module for Previdia Max control panels



Centobuchi, via Dei Lavoratori 10
63076, Monteprandone (AP), ITALY
Tel. +39 0735 705007 _ Fax +39 0735 704912

info@inim.biz _ www.inim.biz

Inim distributor's stamp
and signature