

INTERNAL MODULE FOR HORNET+ NETWORK CONNECTIONS

PREVIDIA | MAX



Control panel to **Hornet+** network connection module for the connection of one or more control panels in a Hornet+ network, up to a maximum of 48.
Connects directly to the CAN DRIVE bar.

This module provides two RS485 ports for connection to other control panels; the wiring is completed as closed ring.
RS485 baud rate settable from 9600 to 512k baud.
IFMLAN provides a 12V output for the power to eventual RS485 fiber-optic converters.

Each control panel manages one IFMNET module only.
All the interconnected control panels in the network must be equipped with an IFMNET module.

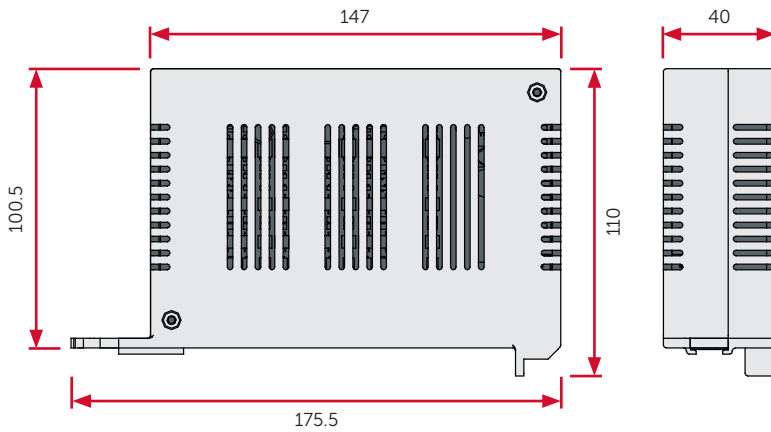
HARDWARE CHARACTERISTICS

- CPU dedicated to the control of the module and communication with the control-panel FPMCPU module
- 5 status LEDs
- Mini USB port
- Hot swap technology
- 2 terminals for RS485 port
- 1 terminal for 12V power supply

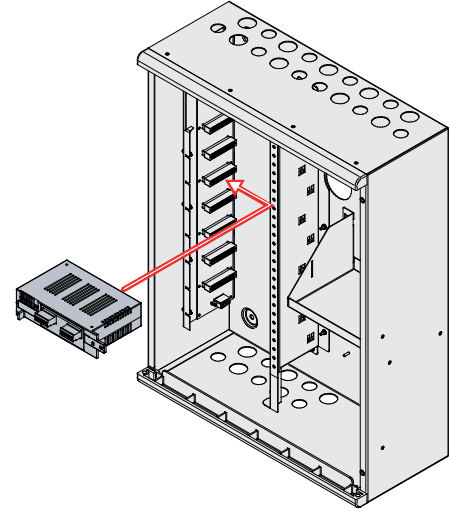
TECHNICAL SPECIFICATIONS

- Settable RS485 baud rate
- Power voltage: 19-30Vdc
- Consumption @ 276V: 60mA
- Maximum output current 12 V: 0.8A
- Operating temperature: from -5°C to +40°C

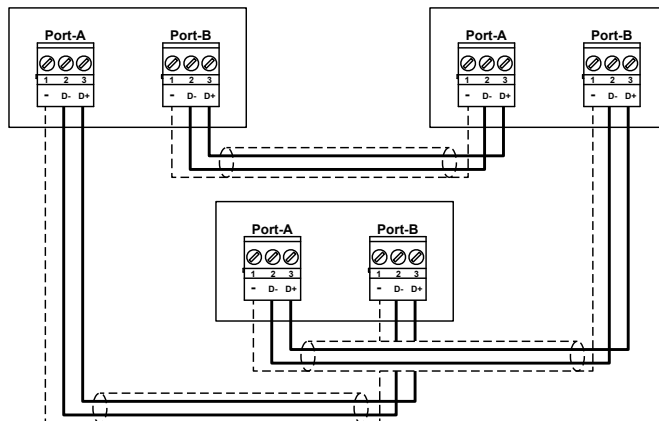
DIMENSIONS



INSTALLATION



CONFIGURATION DIAGRAM



IN THE PACKAGE

- Package dimensions: 18 x 12.5 x 5 cm
- Weight with packaging: 280g

ORDER CODES

IFMNET internal module for HORNET+ network connections