



# INTRUSION DETECTION AND HOME AUTOMATION


---

GENERAL CATALOGUE

**inim**  
ELECTRONICS

---






Inim security systems protect premises from intrusion attempts, theft and break-in. They guarantee high precision detection and alarm signalling also to counteract tamper activity. With Inim, security joins up with ease. In fact, thanks to the technologies dedicated to home and building automation, it is possible to manage your home or any other property when you are either there or away, at a simple touch.

# Index

- 08** Technologies
- 10** Overview of Intrusion Control Systems and Home automation
- 16** Control panels  
Sol
- 18** Control panels  
SmartLiving
- 28** Control panels  
Prime
- 32** Touch-screen keypads  
Alien/S and Alien/G
- 34** Keypads with LCD graphic display  
Aria/HG, Joy, nCode and Concept/G
- 36** Proximity readers  
nBy proximity readers



- 37** Voice board  
SmartLogos30M
- 38** Expansions  
Flex5 - input and output expansion  
Flex5/DAC - mains-voltage output expansion
- 40** Isolators  
IB200 - isolators for I-BUS
- 44** Sounder/flashers  
Ivy - traditional on-BUS sounder/flasher  
NRB100 - sounder/flasher in stainless steel  
Smarty - indoor sounder/flasher
- 46** TCP/IP connectivity  
SmartLAN/G - Ethernet board for SmartLiving  
PrimeLAN - Ethernet board for Prime
- 49** I-BUS integrated GSM, GSM/GPRS and 3G modules  
Nexus, Nexus/G, Nexus/3GU and Nexus/3GP
- 50** Xline detectors for indoor use  
XIR100H/XIRP100H, XIR200H/XIRP200H - infrared detectors  
XDT200H/XDTP200H - IR/MW dual technology detectors  
XDT200HM/XDTP200HM - IR/MW detectors with anti-masking protection  
BIC100 - ceiling-mount detector



**54** Outdoor protection  
OTT100H and ODI100H - outdoor detectors  
Optical beam detectors

**56** Air2 Wireless accessories  
Air2-Aria/W - graphic keypad  
Air2-Hedera - outdoor sounder/flasher  
Air2-Smarty/W - indoor sounder/flasher  
Air2-BS200 - transceiver  
Air2-DT200T - curtain detector  
Air2-KF100, Pebble and Ergo - remote-control keys  
Air2-MC200 - magnetic contact  
Air2-MC300 - magnetic contact with I/O terminals  
Air2-FD100 - smoke detector  
Air2-XIR200W/XIRP200W - infrared detectors  
Air2-XDT200W/XDTP200W - dual technology detectors  
Air2-UT100 - universal transceiver  
Air2-OTT100W/ODI100W - outdoor detectors

**66** Communication  
Smart Link Advanced - telephone dialer


**68** Power stations and Modules  
SmartLevel - power-supply station  
Power-supply modules and boxed power supplies

**70** Programming software  
Prime/STUDIO - software for Prime systems  
SmartLeague - software for Inim systems  
Sol/STUDIO - software for Sol systems  
IP2RX - IP interfacing software  
SmartLook - supervisory software

**75** Accessories  
KB100

**76** Mobile connectivity  
AlienMobile and Alienmobile+ Apps  
Inim Home App  
IniMagic App  
InimTech Security App

**84** Cloud Connectivity  
Inim Cloud



## Made in Inim. Made in Italy.

The energy of an Italian company in continuous evolution.  
The innovation of intrusion control, fire detection and home automation systems made in Italy and appreciated throughout the world.  
The quality of fully certified products, easy to install and even easier to use.  
The security of having us by your side.







## Technologies

Superior to time and first on the changing scene of security systems, Inim's newly designed control panels and devices are based on new-generation technologies and leading-edge system architecture. All products are designed to take full advantage of the latest microprocessor technology, bus architecture and communication paths. The result is a range of truly innovative products whose superiority in design technology and performance is more than obvious. The highly-competitive Inim intrusion-control panels provide important features rarely found in similar residential and small commercial systems. These optimized-performance control panels provide first-rate features such as: graphic display, text-to-speech, voice notifier, flexible hardware, end-to-end voice transmission (voice-on-bus), IP connectivity. By using Inim systems, you will experience the competitive advantages offered by the set of Inim technologies for security and home automation.



---

## Inim Cloud

Technology in the cloud. The Inim Cloud Service provides users with an exceptional method of system management via the Internet. The connection to the Inim Cloud is achieved without the need to perform configurations in the network on which the control panel operates. Everything is easily accessible from the Web via browser and via Apps for smartphones and tablets. The Inim Cloud offers users the possibility to receive instant notifications on their smartphones and manage their systems, as well

as allowing the installer to constantly monitor the proper operating capacity of all installed systems. Plug & play configuration, storage and network redundancy, geographical replication of data centres, remote management of security and home-automation systems, control-panel programming via the Cloud, email and App push notifications, simple and intuitive Web interface, accessibility anytime and anywhere. These are the watchwords of a service that provides the ultimate in remote control for users and installers.



## Easy4U

Technology and simplicity. Program and manage the system with ease. The Easy4U is Inim's answer to the ever increasing request for simplicity. Easy4U is a set of system interface operating modes that provide instant understanding of what is required to carry out a specific operation. Easy4U crystallizes in its colour touch-screen that allows users to carry out desired operations in one touch and which shows all necessary information and clearly

identifies the operations to be performed on its large graphic-icon screen. Users can also take advantage of its interesting voice menu. Easy4U also makes life simple for the installer, with functions such as: guided programming, terminal potentiality, reprogrammability of the firmware of the bus peripherals and automatic learning of zone-balancing.



## VoIB

Technology and communication. VoIB technology allows voice transmission from one point of the installation to another with no need for wiring other than that normally used for the bus connection between the control panel and the peripheral unit. VoIB technology exploits the potential of Inim's I-BUS which is capable of sorting and relaying data packets between peripheral devices at a speed that is

unequaled in this market segment. VoIB stands for 'Voice over I-BUS.' This appellation is a tongue-in-cheek tribute to the well known VoIP technology ('Voice over IP'). Taking advantage of VoIB technology, the system is able to provide a wide range of voice functions such as: intercom, listen-in, two-way conversation, voice menu, local dialer and more.



## FlexIO

Technology and flexibility. FlexIO is an exclusive technology. With this technology the distinction between inputs and outputs is eliminated.

During system installation, FlexIO technology allows you to define whether a 'terminal' must operate as an input or output. This hardware flexibility goes even further. In fact, thanks to advanced programming features, you can

fully customize each terminal regardless of its configuration as an input or output. Another interesting aspect of FlexIO terminals is the mapping feature which allows you to 'relocate' any unused terminals to the peripheral devices (keypads and expansions), in such a way as to make use of every available terminal.



## Janus

Technology and connectivity. Janus technology is truly astounding. This technology allows the world of Inim to interface with the outside world through an Ethernet network connection and the use of the TCP/IP protocol. Adding SmartLAN/SI

and SmartLAN/G boards (both boards are based on Janus technology) to a system makes it reachable and controllable (with the appropriate level of security) from any computer or mobile device connected to the Internet.



# OVERVIEW OF INTRUSION CONTROL SYSTEMS AND HOME AUTOMATION

---

## Sol

Inim's professional 'all in one' wireless alarm system suitable for small commercial and residential premises

Sol is the new completely wireless professional all-in-one control panel made by Inim. Sol is an easy-to-install, high-design intrusion alarm system capable of fully satisfying all the protection requirements of small residential and commercial premises, even though, thanks to its potential, it is also suitable for more challenging installations. A modular structure control panel that allows you to manage wireless devices (PIR detectors, dual technology detectors, magnetic contacts, smoke detectors, outdoor sounder/ flashers, keypads) by simply adding optional modules: PSTN, GSM, LAN and WiFi modules can be easily inserted into dedicated spaces inside the plastic enclosure where they can be hot-installed for advanced connectivity. The control panel is compatible with all Inim's wireless devices and also has an on-board relay and 2 additional terminals that allow the connection of detectors or wired devices. The Sol control panel has an elegant low-profile aesthetic design suitable for all types of surroundings thanks to the 3 types of front

plate: 4.3" colour touch-screen, graphic LCD screen and capacitive touch keypad, LEDs only. Activating Sol is extremely quick and easy thanks to the simplified installation procedure of on-board QuickGO technology: the InimTech Security App will allow you to quickly program not only the wireless devices but also many operating parameters thus allowing you to activate small installations in record time. Sol is also connected to Inim Cloud and offers installers and users complete information and easy commands, which can be activated with a single touch.

Let's talk about DoubleLink Technology.

The entire wireless system is two-way. Inim Cloud ready: Inim Cloud connectivity for the management of the system as well as user and installer Apps with push notifications.

WideConnect: PSTN, LAN, WiFi and GSM-3G connectivity. Easy4User: remote controls, touch screen keypads, traditional keypads, AlienMobile App with multiple possibilities for effective and efficient use of the system.

sol



CEB T031







# OVERVIEW OF INTRUSION CONTROL SYSTEMS AND HOME AUTOMATION

---

## SmartLiving

The first Inim intrusion control system for medium-sized residential buildings

The SmartLiving System. The SmartLiving system is Inim's first professional platform for intrusion detection and for the building automation sector. SmartLiving is a hybrid system (hardwired + two-way wireless) that allows systems to be expanded by simply adding wireless devices in an easy and cost effective way. Simplicity for the installer that takes the form of uncertainty-free quick and easy installation and programming. Simplicity for the user who is guided through the operations to be performed by icons and voice messages. Simplicity was not achieved, however, at the expense of flexibility and completeness. The standard system was designed for residential and small commercial applications but offers a level of performance that goes far beyond the demands of these market segments. SmartLiving offers, for example, intercom functions between keypads, graphic menu with icons, terminals programmable as input or output, IP connectivity, reprogramming of the control panel and peripheral firmware, local or remote voice-guided menus, weekly timers with exception management, arming scenarios, shortcuts associated with actions on the keypad or on proximity readers, temperature sensors, text-to-speech software (written to spoken), color touchscreen user interfaces, multimedia user interfaces and much more. The SmartLiving platform integrates a PSTN communicator on the main board and allows for the addition of GSM (2G and 3G) connectivity through modules connected to the I-BUS.

IP LAN connectivity is instead achieved through the SmartLAN/SI and SmartLAN/G boards. The SmartLAN/G board makes it possible to receive e-mails and also video-monitoring notifications from ONVIF cameras containing images relating to events that have just happened. SmartLiving comes ready for the Inim Cloud. The connection to the Cloud is achieved via GSM/GPRS, via LAN or in both ways at the same time in order to have a reserve communication channel always available. The control panel can be managed by App both in peer-to-peer connection and with a connection through the Inim Cloud. The user App, AlienMobile, allows complete control of the system. From the control of simple on/off functions to more sophisticated building-automation functions such as the dimming of lights and the management of chronothermostats, as well as the very latest real-time notifications function. The end-user can interact with the system in many ways depending on personal preferences. In addition to the AlienMobile App, the SmartLiving system can be managed via monochromatic graphic keypads, colour touchscreen keypads, remote controls, tags and proximity readers as well as from a web-server. A vast choice that guarantees the satisfaction of even the most demanding users. All models are certified compliant with European standards EN50131-3 EN50131-6 CEI 79-2 CEB T014.

**SMARTLIVING**



EN50131-3  
EN50131-6  
CEI 79-2  
CEB T014

# OVERVIEW OF INTRUSION CONTROL SYSTEMS AND HOME AUTOMATION

## Prime

The Prime finds its niche in professional installations that require a top-of-the-range intrusion detection and building-automation control panel. Prestigious residences, banks, industries and shopping malls can benefit from the enormous potential of the Prime platform. Where small residential and commercial applications require advanced functions, Prime is also the best choice. The Prime platform was born connected. All Prime series control panels are equipped with a LAN connection on the main board. Thus the Prime is already connected to the Inim Cloud with all of its potential and, therefore, is the elected choice for all installations that require IP connectivity and in particular Cloud connectivity. The IP connectivity on the main board ensures fast response when using the AlienMobile App and the Inim Cloud web interface. Extremely fast response times for a truly rewarding end-user experience. Through the AlienMobile App, or via the Cloud web interface or the web-server on the PrimeLAN board, the user can have everything under control. Arming and disarming operations, on/off operations, lighting management, management of building-automation scenarios, management of chronothermostats and the real-time notifications regarding everything that has happened. Fingertip control at all times by simply tapping on the touch screen of a mobile device or PC. Local system management can be performed through traditional alphanumeric user interfaces, especially useful in industrial environments, or via 4.3" or 7" Alien touchscreen interfaces perfect for residential applications. The end-user can also interact with the system thanks to tags, proximity readers and remote controls. The Prime platform is capable of managing KNX and ONVIF protocols that allow the Prime system to interact with the most widely used building-automation systems and

with any IP video surveillance system that is ONVIF compatible. The Prime is a hybrid system (hardwired + two-way wireless). The control panel is hardwired but the simple addition of a BS200 bidirectional transceiver transforms it into a powerful wireless control panel with the highest levels of performance and reliability. Two-way communication, supervision and protection of transmitted information make the Prime wireless sub-system a precious aid to the professional installer. The Prime platform integrates a PSTN communicator on the main board and allows for the addition of GSM (2G and 3G) connectivity through Nexus modules connected to the I-BUS, these modules offer, among other things, IP connectivity and Inim-Cloud connectivity thus guaranteeing, together with the LAN interface on the main board, two communication channels to the Cloud and therefore the availability of a reserve communication channel at all times. A system that is state-of-the-art from the technological point of view could not be anything but state-of-the-art from a regulatory and certification point of view. All models of the Prime series are certified to Grade 3 of EN50131 European standards and are also certified at the highest level, ATS6, as communication systems compliant to the EN50136 European standard. The Prime is the platform that allows installers to say 'yes' to all the requests of end-users who are steadily becoming more and more demanding. The close integration between building-automation, security and video-verification functions makes it possible to offer the end-user total control of their building through a single system, through a single interface so as to enrich the end-user experience on one hand and simplify it on the other. The Prime: one product for every type and size of installation.

PRIME



EN50131-3 Grade 3  
EN50131-6 Grade 3 - AT56  
CEB T031





# CONTROL PANELS

## Sol



Sol is Inim's new 'all-in-one' completely wireless control panel for professionals. This modular control panel manages up to 60 wireless devices and accepts the trouble-free installation of optional modules for extra functions and flexibility. Getting Sol up and running is incredibly quick and simple yet does not relinquish that final touches of the professional installer. The on-board QuickGo technology and the use of the InimTech Security App allows quick installation of all the wireless devices via their QR-codes.

The Sol, along with SmartLiving and Prime control panels completes our range of intrusion detection control panels and, as always, maintains the reliability and flexibility that distinguish Inim's product line-up.

THE Sol is intended for security professionals and protects the work of authorized installers by means of highly organized and controlled Sales and Distribution channels. Maximum connectivity: the Sol comes in a plastic enclosure in which it is possible to 'hot-plug' multiple optional modules for truly advanced connectivity: PSTN, LAN, GSM in 2G/3G, WiFi. All you have to do is choose.

The Sol is connected to Inim Cloud and offers installers and users

complete information, easy commands and, unique in its kind, the possibility of being programmed by means of a dedicated Installer App. Obviously, the relevant Sol/Studio programming software is always available.

The Sol is contained in a plastic enclosure and comes in different models to suit all needs. All Sol models have an RFID proximity reader integrated into the front panel. Sol/G and Sol/P models also provide a microphone, a speaker and a high-efficiency piezoelectric sounder. The Sol is also equipped with an Inim BUS for the connection of an additional BS200 transceiver for those installations which require extended wireless cover. The BUS also accepts the connection of an additional reader (nBy/S or nBy/X). Additionally, there are 2 freely configurable IN/OUT terminals available, a 12V auxiliary power-supply terminal and a relay. Sol is a high-design system, with a sleek low-profile appearance that allows it to blend elegantly into all type of surroundings. An ideal solution for the protection of small residential and commercial premises that, without trouble, stretches to more complex installations.



## Available models



### Sol/S

Front plate equipped with 7 status/fault signalling LEDs but no keypad.



### Sol/G

Front plate equipped with touch-sense keypad, monochrome LCD screen and 4 status/fault signalling LEDs.



### Sol/P

Front plate equipped with touch-screen keypad, 480x272 pixel colour display and 4 status/fault signalling LEDs.

## Technologies

### QuickGO Technology



Quick installation and programming via the InimTech Security App with wireless device enrolling by means of QR-codes.

### DoubleLink Technology



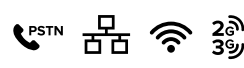
Two-way wireless transmission

### Inim Cloud ready



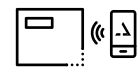
Inim Cloud connectivity for system management and User and Installer Apps with push notifications.

### WideConnect



Extended connectivity: PSTN, LAN, WiFi and 3G-GSM.

### Easy4User



Remote controls, touch-screen keypads, traditional LCD keypads, wireless keypads, AlienMobile App: multiple possibilities for the effective and efficient use of the system.

## Terms and conditions of use of the Sol system

It is sufficient for the installer to be registered with the INIM on-line services (e.g. INIM Website, INIM-Cloud) and for the product to have been purchased from an authorized INIM dealer (see the official list on the Website [www.inim.biz](http://www.inim.biz)) located in the same region as the installer's registered office. If this is the

case, it will be possible to use the Sol/STUDIO software and the InimTech Security App for programming the Sol system and also have use of the text programming menu instead of the numeric programming menu.

# CONTROL PANELS

## Sol specifications table

### Control panel

3 models available

2 versions for management of up to 30 or 60\* devices: PIR detectors, Dual Technology detectors, magnetic contacts, smoke detectors, outdoor sounder/flashers, keypads

3 types of front plate: 4.3" colour touch-screen, graphic LCD screen and capacitive keypad, LED

170° front plate opening for easy access

Ampoule for precise mounting alignment

Wireless transceiver (868 Mhz)

2 configurable wired terminals for inputs (e.g. for detectors) or outputs (e.g. relay)

1 Relay

Proximity reader integrated into front plate

Internal piezoelectric sounder

I-BUS terminals for connection of extra transceiver and/or proximity reader

### Optional modules

PSTN: voice calls or via ARC analogue protocols over hardwired PSTN lines

3G GSM: voice calls, SMS message sending/receiving, analogue and digital ARC protocols, Inim Cloud connectivity, read/write control panel capability

LAN: Ethernet connectivity point-to-point or via Inim Cloud

WiFi: wireless LAN connectivity

SmartLogos30M: 500 voice messages

868 Mhz bidirectional: wireless reception and transmission of alarm signals

Cloud: Inim Cloud platform connectivity

### Remote control

AlienMobile for users: App for remote management of system and push notifications

InimTech Security\*\* for Installers: App for quick installation of wireless devices via QR-code and quick programming of basic parameters

Sol/STUDIO\*\*, control panel programming software

Push notifications for faults, tamper and much more

Centralized management of each system via Inim Cloud

868 Mhz bidirectional: wireless reception and transmission of alarm signals

Cloud: Inim Cloud platform connectivity

### Operating voltage

1.5A power supply

NiMH backup battery 7.2V 2.2Ah

Programmable 12Vdc power-supply terminal

### Electrical and mechanical features: Sol030, Sol060\*

		Sol030
Voltage	Power supply	100-240V~ -15% +10% 50/60Hz
	Nominal output	13.8V
Absorption		200mA @ 220V
IP Protection rating		30
Enclosure Dimensions (W x H x D)		266 x 197 x 51 mm
Weight		110g
Security grade	EN50131-3	2
	EN50131-6	2

\*To be released shortly.

\*\*The use of the Sol/STUDIO software and the InimTech Security App is reserved for installers with an INIM Cloud account.

General features

	Sol-30		Sol-30G		Sol-30P	
Partitions	5					
Wireless zones	30					
Keypad with LCD screen	0	1	0	0	1	0
Keypad with touch screen	0	0	1	0	0	1
Wireless keypads	8					
Wireless sounder/flasher	8					
Voice memo slots	1					
Readers	1 on I-BUS and 1 on control panel					
Wireless transceiver	1 on I-BUS (Air2-BS200) and 1 on control panel					
Electronic keys and wireless remote-control devices	150					
Possible key combinations	4294967296					
Sol-3G (GSM/GPRS/2G/3G communicator)	1 (on control panel)					
Sol-PSTN (PSTN interface)	1 (on control panel)					
Sol-LAN (LAN interface)	1 (on control panel)					
Sol-WiFi (WiFi interface)	1 (on control panel)					
Codes	50					
Scenarios	30					
Timers	20					
Recordable events	4000					
Programmable events	30					
Terminals on control panel configurable as inputs/ outputs/roller blind/shock	2					

## Optional modules



### ORDER CODES

- Sol-30S** Up to 30 devices, LED front plate.
- Sol-30G** Up to 30 devices, graphic LCD screen and touch keypad.
- Sol-30P** Up to 30 devices, 4.3" colour touch-screen.
- Sol-Lan/S** Lan/S interface.
- Sol-PSTN** PSTN interface.
- Sol-3G** GSM 3G interface.
- Sol-WiFi** WiFi interface.
- Smatlogos30M** Voice board (already in catalogue).



# SmartLiving



## Control panel models

The control panel is the heart of the SmartLiving system. Inim offers 5 versions, all in metal enclosures. The SmartLiving505, SmartLiving515 and SmartLiving1050 versions all have metal cabinets capable of housing two 7Ah batteries, whereas the SmartLiving1050L and SmartLiving10100L have larger metal cabinets capable of housing two 17Ah batteries. The application

range of the SmartLiving system is extremely wide. It starts from a few terminals, five, with the '505' model through to the hundred terminals of the '10100.' The five control panel models are certified EN50131-3 Grade 3 and EN50131-6 Grade 2. There are three certified Grade 3 ('G3') models also for EN50131-6 certification.

## The new technologies and the BUS

A particularly interesting feature is the new concept of 'terminals' attributable to FlexIO technology. This concept revolutionizes the static perspective of inputs and outputs and provides the installer with a more adaptable approach to system customization and what is more, a different perception of in-stock needs. Application of Easy4U technology provides installers and end users alike with all the advantages of an uncomplicated yet effective interface. In this context, the innovative concept of 'shortcut' is to be underlined, as it makes the system immediately usable for the user and, for the installer, simplifies programming and reduces the time needed to explain operating procedures. The backbone of the system is a new generation communication BUS, the I-BUS. The I-BUS is capable of transmitting at an extremely high speed, unmatched in this market segment. The performance capabilities

of the I-BUS have been utilized in such a way as to allow it to manage complex topologies, provide fast-load-insensitive response and end-to-end noise immune voice transmissions, all without need of any extra wiring. Thus, from this new-generation bus came VoIB technology for voice over bus transmissions. The I-BUS allows the SmartLiving system to grow in accordance with installation needs. The bus supports proximity readers, keypads with graphic displays, input/output expansions, wireless transceivers, GSM dialers and sounder/flashers. The SmartLiving system is capable of enrolling all the bus peripherals automatically, thus further smoothing the process of system configuration. The I-BUS can be protected, sectioned and regenerated by means of IB200 bus isolators/regenerators.



SmartLiving505 board



SmartLiving515 board



SmartLiving1050 board



SmartLiving10100 board



## System functions, features and options

It is possible to add the optional SmartLogos30M board to the control panel. As a result of VoB technology, this board provides a vast assortment of advanced voice functions which make the SmartLiving system a breakthrough product in the sector of intrusion control.

The matrix is the brain of the system and allows the correlation of the actions and events the system manages. Each of the system events can be associated with output actions, voice dialer actions and digital dialer actions. The system can be accessed by user codes and proximity keys/cards. Each code/key/card has its own accesses to the partitions and the functions of the system. It is possible to associate each code/key/card with one of the Weekly Timers which can then be programmed to enable/disable it at certain times of the day. The SmartLiving system can be configured as a 'hybrid' system in view of the fact that it is capable of managing both hardwired and 'Air2' wireless peripherals. This type of configuration allows it to integrate the new-generation wireless capabilities provided by the 'Air2' two-way transceiver. The connectivity of the SmartLiving system is a point of excellence. The system offers a complete factory-programmed voice dialer. Likewise, the digital communicator that sends messages to alarm receiving centres (ARCs) is also factory programmed to satisfy the normal needs of ARCs.

Additionally, if you wish to provide the system with an alternative communication channel over the GSM network, simply install Nexus. These GSM devices manage voice and digital communications, receive SMS commands and send programmable SMS messages when specific events occur. Moreover, the Nexus allows you to remotely program and control the control panel via a data connection. Nexus also offers communication functions to control panels with SIA-IP protocol. When a SmartLAN/SI or SmartLAN/G boards are used, we obtain the maximum connectivity that an intrusion control system can make available today. These boards provide TCP/IP connectivity and allow the intrusion control panel to send e-mails and attachments. In this way, the SmartLiving system can send communications to surveillance centres with SIA-IP protocol, send

e-mails with attachments, make the control panel programming process available via the Internet and, in addition, it is also capable of operating as a web-server. The latter allows end users/operators to connect to the control panel from any PC and verify the status of the system and interact with it. The web-server, embedded in the SmartLAN/G, also allows users/operators to use their smartphones as SmartLiving wireless keypads, both inside the protected premises, via WiFi, or from any part of the world over GPRS. The web-server offers advanced features such as customizable interactive graphic maps, or the possibility to access ONVIF video verification functions. In addition, all SmartLiving control panels are ready for Cloud connectivity. Through the use of a device as Nexus/G and/or SmartLAN/G or SmartLAN/SI, the SmartLiving panels can access to the revolutionary Inim Cloud service, which allows advanced management functionalities via the web. The connection of the control panels to the Cloud is 'plug 'n play,' that means that they do not require any configuration on the network on which they are installed. In this way complete control panel management is easily accessible from the web via browser and via AlienMobile+ App for smartphones and tablets. The control panel can be programmed from any LCD keypad or via a PC running SmartLeague software. Programming from an LCD keypad is quick and easy, as it is possible to use the default settings which completely eliminate the need to configure the parameters of the Voice dialer and Digital dialer. This programming method is very straightforward, as the operator is guided through the process by means of explicit graphics and easily understandable visual instructions. Configuring the system from a PC is totally trouble free, as it is mainly a series of cut-and-paste and drag-and-drop operations which reduce the operators work to a minimum. The SmartLeague software, thanks to text-to-speech functions (from written to spoken), also assists the installer in the recording of voice messages by transforming strings written by the installer into audio messages on the control panel. The high-speed RS232 port reduces local on-site programming to a split-second task.



Main features	SMARTLIVING				
	505	515	1050 1050/G3	1050L 1050L/G3	10100L 10100L/G3
<b>Hardware features</b>					
Maximum number of mappable or relocatable terminals in the system <sup>1</sup>	5	15	50		100
On-board terminals (which can be configured as input/output)	5 (0)	5 (0)	10 (5)		10 (5)
Programmable relays on the main board	1	1	1		1
Programmable open-collector outputs on the main board	2 (150mA)		2 (500mA)		
Manageable partitions	5		10		15
Relay and power-diffusion board (AuxRel32)	-	-	-	Yes	
IP Connectivity management (using SmartLAN/SI and SmartLAN/G)	Yes				
Digital communicator with SIA-IP protocol (SmartLAN/SI, SmartLAN/G, Nexus/G)	Yes				
Housing for Flex5 expansion board in the enclosure	-	-	-	Yes	
Housing for Nexus GSM device in the enclosure	Yes				
Power supply	1.2A	1.2A	3A		5A
RS232 port	Yes				
Power charge monitored by temperature probe (ProbeTh accessory item)	Yes				
Battery efficiency test	Yes				
Reprogrammability of control panel firmware	Yes				
Peripheral-firmware upgrading capability via control panel	Yes				
Housing	Metal enclosure				
Battery housing	7Ah			2x17Ah	
Dimensions (HxWxD)	305x220x80 mm			500x380x95 mm	
Weight (without battery)	2.5 Kg	2.5 Kg	2.2 Kg	5.1 Kg	5.3 Kg
<b>Devices on I-Bus</b>					
Peripheral self-learning on the I-Bus	Yes				
Aria H/G, nCode/G, Concept/G, Alien/S and G and Joy keypads <sup>2</sup>	5		10		15
nBy proximity readers manageable <sup>3</sup>	10		20		30
Flex5 5-terminal expansion boards manageable	4	10	20		40
Ivy-B Sounder/flashers	10				
Air2 transceivers manageable (with automatic channel search)	4	10	20		30
2G/3G Communicators (Nexus)	1				
<b>Air2 series wireless devices</b>					
MC200 and MC300 magnetic contacts, XIR200W infrared detectors, XDT200W and DT200T dual technology detectors, FD100 smoke detectors, UT100 universal transceiver, OT100W and OD100W outdoor detectors	5	15	50		100
Aria/W wireless keypads for each BS200	4				
Hedera wireless sounder/flashers for each BS200	4				
Remote control keyfobs (KF100, Pebble, Ergo) <sup>4</sup>	50		100		150
<b>Authentication</b>					
Installer codes	2				
User codes (with associated timers)	30		50		100
nKey tag or nCard proximity card (with associated timers)	50		100		150
<b>Telephone communication</b>					
Telephone contact numbers (10 up to 3.0x version)	15				
Phone line availability check	Yes				
Automatic voice communicator (SmartLogos30M option, see also voice functions)	Yes				
Integrated automatic digital communicator (Contact ID, SIA, pulse)	Yes				
Integrated remote programming modem	Yes				
<b>Input terminals (zones)</b>					
Self-learning of zone balancing <sup>5</sup>	Yes				
Management of two separate zones on each input terminal	Yes				
Input terminals on the control panel for shock and roller blind sensors	2				
Input terminals on keypad (also for shock and roller blind sensors)	2 for Joy Max and Aria/HG, 1 for nCode/G and Concept/G				
Input terminals on expansion board for shock and roller blind sensors (out of 5 available as input/output)	4				
Thresholds of programmable input zones	Yes				
Calibration of input thresholds <sup>5</sup>	Yes				

Main features	SMARTLIVING				
	505	515	1050 1050/G3	1050L 1050L/G3	10100L 10100L/G3
<b>Additional functions with optional components</b>					
Advanced voice functions with SmartLogos30M board on Joy/MAX, Aria/HG and Alien keypads (Keypad-to-keypad intercom, Voice mailbox, Remote Listen-in function with choice of position)			Yes		
GSM functions with Nexus module			Yes		
GPRS functions and SIA-IP connectivity with Nexus module			Yes		
TCP-IP connectivity with SmartLAN/SI board			Yes		
TCP-IP connectivity and web-server functions with SmartLAN/G			Yes		
Management via AlienMobile, AlienMobile+ and InimTech Security Apps from smartphones or tablets			Yes		
Inim Cloud services			Yes		
<b>Other features</b>					
Weekly timer with two time slots per day (each with 15 exception periods)			10		20
Manual, daily and weekly programmable thermostats with antifreeze feature (Joy/MAX, Alien/S, Alien/G, Air/HG)	5		10		15
Programmable events with timer and counter management (4.00 version or higher)	10		20		50
Management of summer/winter time			Yes		
Programmable arming scenarios (settings for partition status)			30		
Programmable output scenarios			50		
Types of shortcuts for immediate actions			38		
Programmable icons			50		
Number of events that can generate actions	410	480	890		1480
Cyclic events memory			500		1000
Choice of events to memorize			Yes		
Compressed event storage			Yes		
Management of shortcuts via function keys (12) and number keys (10) on keypads Joy, Aria/W, Aria/HG, Concept			Yes		
Management of shortcuts via LEDs (4) on nBy readers			Yes		
Event-based action generation matrix			Yes		
Generation of action when the event occurs			Yes		
Generation of action when the event restores			Yes		
Zone test from keypad			Yes		
User-friendly programming software (runs under Windows)			Yes		

**Certifications**

	505	515	1050	1050/G3	1050L	1050L/G3	10100L	10100L/G3
EN50131-3	Grade 3	Grade 3	Grade 3	Grade 3	Grade 3	Grade 3	Grade 3	Grade 3
EN50131-6	Grade 2	Grade 2	Grade 2	Grade 3	Grade 2	Grade 3	Grade 2	Grade 3

1 - Total number obtained by adding up the hardwired terminals and the wireless terminals.

2 - The sum of the keypads on the I-BUS and wireless keypads must be <= 10, 15, 15.

3 - The sum of the nBy readers, of the BS200 transceivers and of the readers integrated in the Joy/Max, Alien, Aria/HG keypads must be <= 10, 20, 30.

4 - The sum of the remote-control keyfobs and tags must be <= 50, 100, 150.

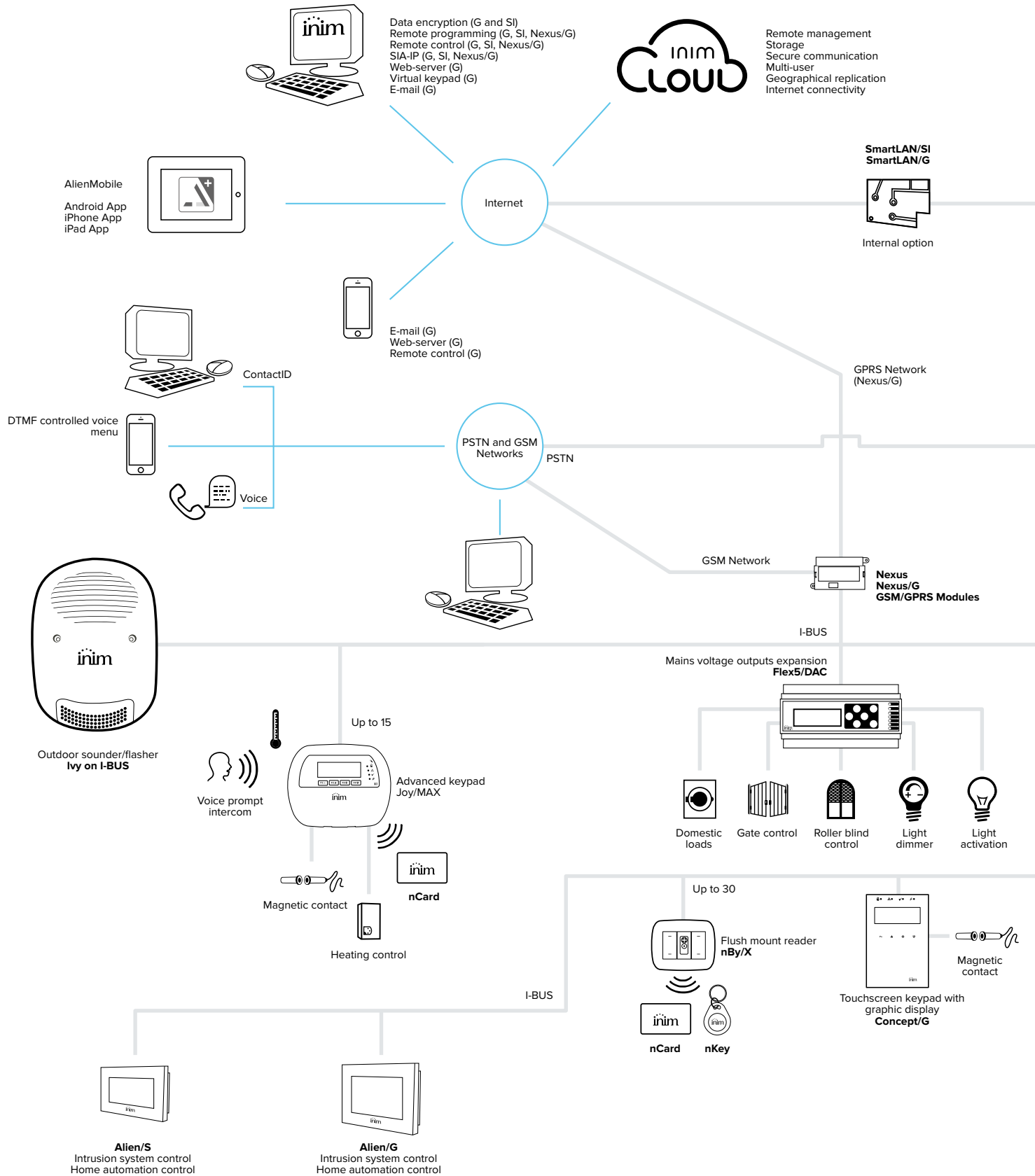
5 - Patent Pending.

**ORDER CODES**

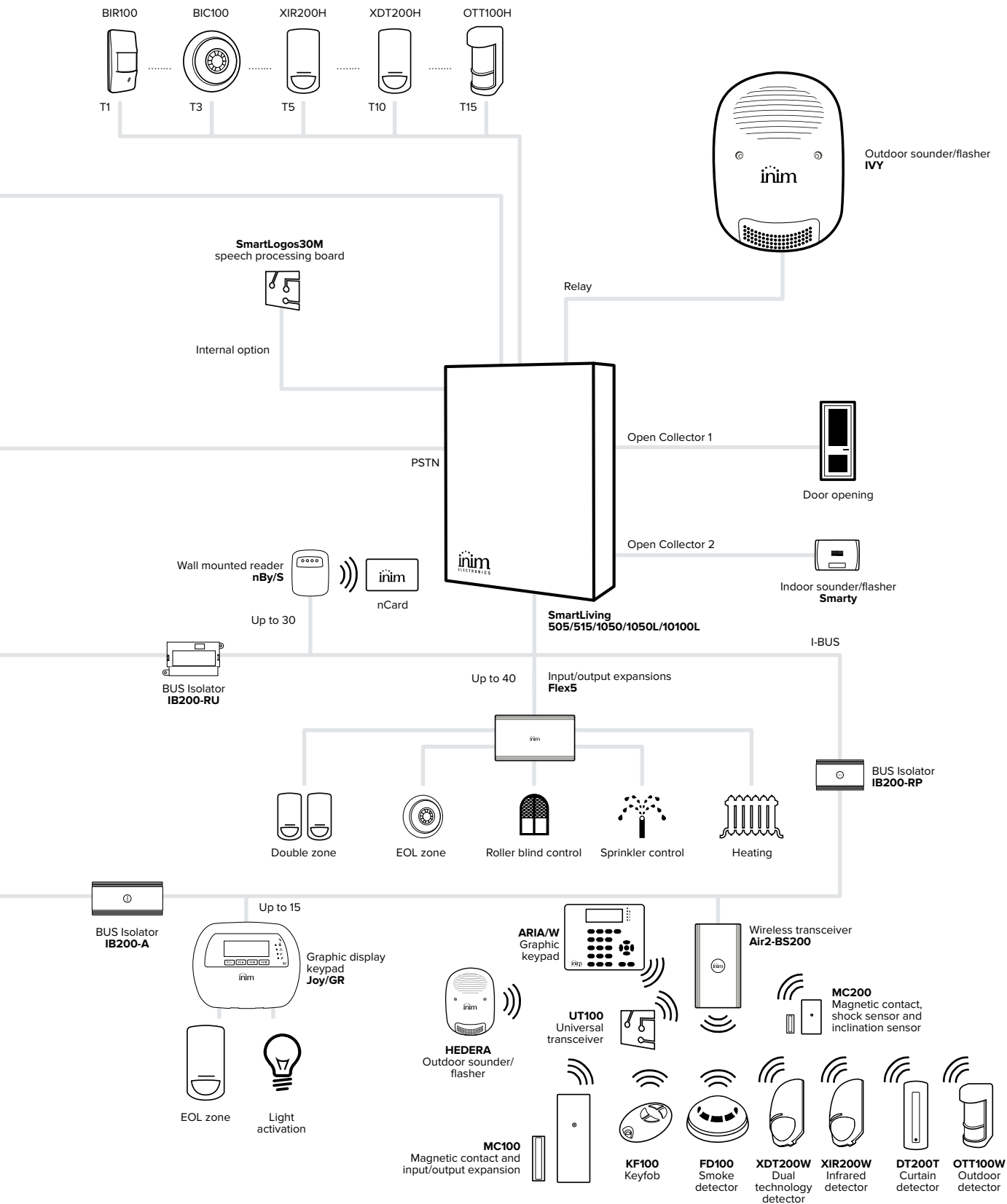
<b>SmartLiving505</b>	Intrusion control panel with 5 terminals, 5 partitions, 1.2A power supply, optional connectivity over GSM/GPRS and TCP/IP.
<b>SmartLiving515</b>	Intrusion control panel with 5 to 15 terminals, 5 partitions, 1.2A power supply, optional connectivity over GSM/GPRS and TCP/IP.
<b>SmartLiving1050</b>	Intrusion control panel with 10 to 50 terminals, 10 partitions, 3A power supply, optional connectivity over GSM/GPRS and TCP/IP.
<b>SmartLiving1050L</b>	Intrusion control panel with 10 to 50 terminals, 10 partitions, 3A power supply, optional connectivity over GSM/GPRS and TCP/IP.
<b>SmartLiving10100L</b>	Intrusion control panel with 15 to 100 terminals, 10 partitions, 5A power supply, optional connectivity over GSM/GPRS and TCP/IP.
<b>SmartLiving1050/G3</b>	Intrusion control panel with 10 to 50 terminals, 10 partitions, 3A power supply, optional connectivity over GSM/GPRS and TCP/IP. EN50131-6 grade 3 certified.
<b>SmartLiving1050L/G3</b>	Intrusion control panel with 10 to 50 terminals, 10 partitions, 3A power supply, optional connectivity over GSM/GPRS and TCP/IP. EN50131-6 grade 3 certified.
<b>SmartLiving10100L/G3</b>	Intrusion control panel with 15 to 100 terminals, 10 partitions, 5A power supply, optional connectivity over GSM/GPRS and TCP/IP. EN50131-6 grade 3 certified.



The SmartLiving System









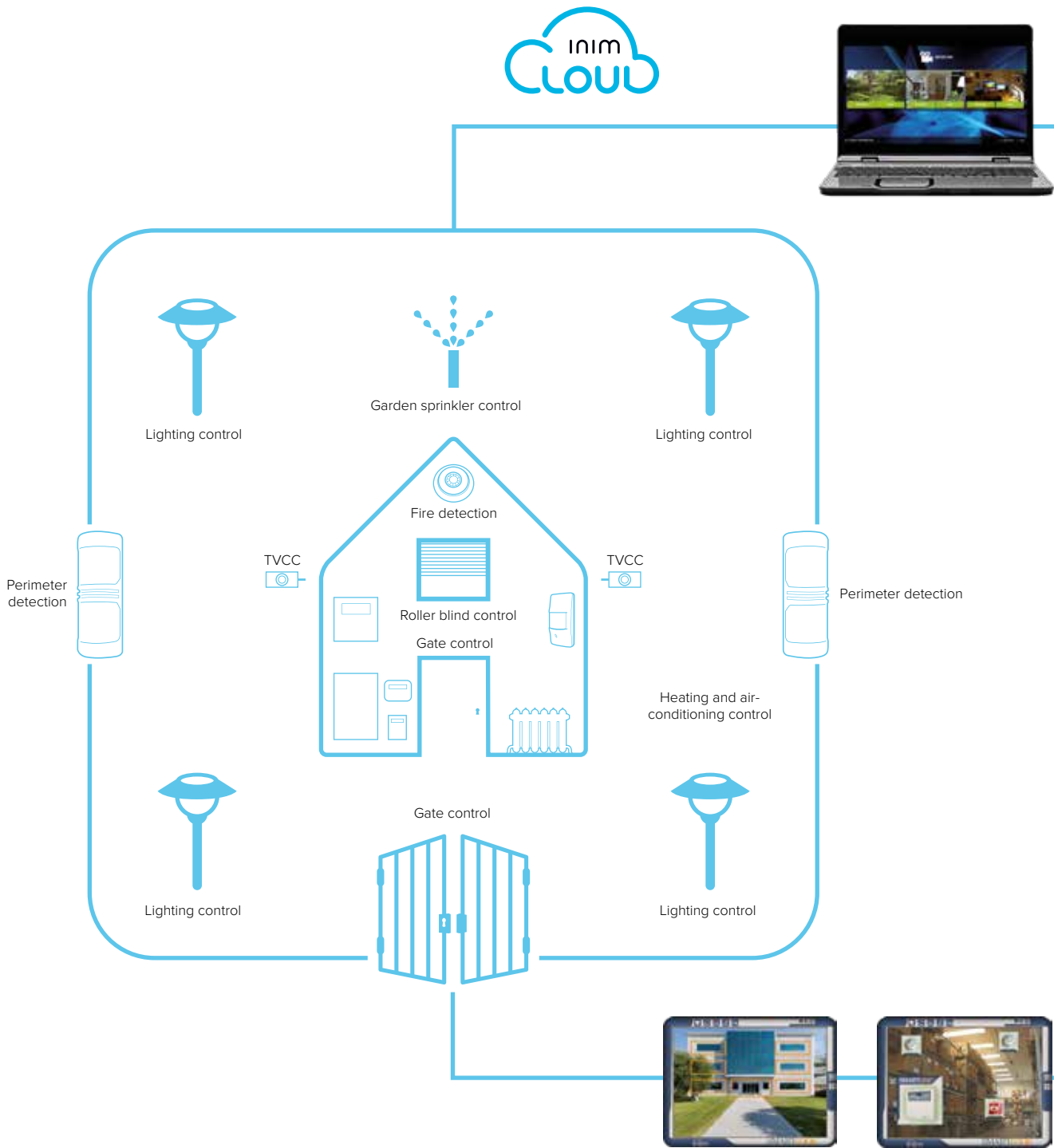
### SmartLiving System: home automation the Inim way

**Inim Cloud**

Complete remote management of the system via App and web page

**Video-verification (web-server)**

Get access to your IP cameras from any PC or smartphone



**SmartLook**

Centralized management software from local and remote locations via the Internet



**Virtual keypad (web-server)**

Your intrusion, home automation or fire control panel is always accessible from any PC via the Internet.

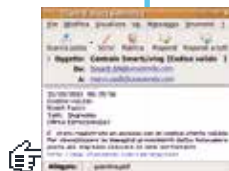
**AlienMobile**

Android App  
iPhone App  
iPad App



**E-mail**

Receive e-mails and attachments from Nim intrusion, home automation or fire control panels on your PC or Smartphone



**Video**

Click on the link and view the real-time webcam video



**Alien/S**

4.3 inch touchscreen user interface



**SmartLiving**

Intrusion and home automation control panel

LAN Network  
Internet Network



**Flex5/DAC**

Mains voltage outputs expansion



**Alien/G**

7 inch touchscreen user interface

# Prime



With the Prime control panel, Inim Electronics creates an entirely new, all-Italian platform with vast development potential. New on the market with cutting-edge features, advanced technology that is once again a reference point in the security sector. The Prime is available in 4 models (60S – 60L – 120L – 240L) capable of managing from 10 to 240 terminals, from 10 to 30 partitions and up to 4000 events in the memory. The Prime is compatible with all Inim I-BUS peripheral devices and therefore allows easy updating of existing systems. It is suitable for all contexts but finds its niche in application areas where customer and installer needs are more demanding.

Residential applications, especially medium-high range, as well as commercial and industrial applications are to be counted among the typical applications of the Prime system, especially if connectivity is of primary importance. The Prime is in fact natively managed by Inim Cloud thanks to the network card on board the control panel. Simply connect the control panel to the system router and it will reach the Inim Cloud automatically, thus simplifying in a decisive way, and even canceling, the procedures for connecting the control panel to the external world. Connection to Inim Cloud is not mandatory but guarantees a series of additional services for both the installer and the end user. Both will have Web access and will be able to manage their systems from any browser. In addition to Web access, the Prime allows real-time control and management of installations through Apps dedicated to the installer, InimTech Security, and end user, Alien Mobile. When the control panel is connected to Inim Cloud, both Apps are able to provide push notifications to the installer or the end user with content characterization for the two profiles.

Integrated LAN connectivity offers additional services such as NTP for automatic date/time updates.

Besides LAN connectivity, the Prime offers GSM/GPRS connectivity both for the connection to Inim Cloud and for traditional signals (phone calls, SMS). Among the connectivity functions it is necessary to mention the PSTN interface on the motherboard that guarantees the sending of voice calls, and calls to traditional surveillance stations.

The Prime integrates a usable USB interface on the motherboard, as the LAN interface, for programming and monitoring of the control panel. Prime control panels are able to detect and manage a large number of events, not only alarms but also faults, tamper, code/key recognition and arming operations, in response to which it can activate visual/audible signals or messages (voice, telephone calls, SMS, e-mails with attachments or push notifications). The Prime also provides home-automation functions, such as programmed arm/disarm operations, chronothermostats and output activation/deactivation. Management of the outputs is enhanced by the possibility of dimming the 230Vac loads. The Prime also has an optional LAN board, Prime/LAN, with web-server functions, graphic maps, e-mail and ONVIF video surveillance that make it even more complete. The Prime guarantees certified safety at maximum level.

The system complies with EN50131 Grade 3 and with EN50136 ATS-6: the highest grade also as an alarm communication system. It should be noted that thanks to its contextual user interface and persistent-alarm block, the Prime makes operations much easier for the end user.



Prime system motherboard

## Control

- Firmware upgradeable in 'safety' mode
- Prime/STUDIO dedicated programming software
- Guided user menu in the event of an alarm
- Text driven programming menu
- InimTech Security Installer App: push notifications, geolocation of control panels and faults, multicontrol-panel and multiplatform.
- AlienMobile User App: push notifications for security management and home automation
- Peer-to-peer or multicontrol-panel and multi-platform Cloud management

## Connectivity

- Integrated on-board LAN connectivity with Inim Cloud services, DHCP, NTP and AES encryption
- PSTN, GSM, GPRS, 3G connectivity with voice, digital, SMS dialer
- Cloud connection via GPRS/3G and LAN with backup channel management
- PrimeLAN board with web-server functions, graphic maps, e-mails, ONVIF video monitoring and KNX management over IP
- Simultaneous transmission of events on Inim Cloud and other available PSTN, GSM channels

## Functionality

- Voice functions: intercom, voice mailbox, guided menu, local dialer, listen-in
- Home automation functions: lighting control with dimmer, chronothermostat, management of roller blinds and motorizations, analogue outputs, timed activations
- Management of intrusion-control and home-automation scenarios

## Prime

- 4 models: 60S – 60L – 120L – 240L
- From 10 to 240 terminals
- Up to 30 partitions
- Simultaneous management of wired and wireless devices
- Up to 4,000 event memory capacity
- EN50131 Grade 3 compliance for each model
- Integrated LAN and USB interface
- Compatibility with I-BUS devices
- Metal enclosures for power supplies up to 6A

# CONTROL PANELS

Main features	PRIME			
	60S	60L	120L	240L
<b>Hardware features</b>				
Maximum number of mappable or relocatable terminals in the system <sup>1</sup>	60	60	120	240
On-board terminals (which can be configured as input/output)	10 (10)			
Programmable relays on the main board	Yes			
Programmable open-collector outputs on the main board	2			
Programmable 12V outputs	2 (AUX 1, AUX 2)			
Manageable partitions	10		20	30
Integrated IP connectivity	Yes			
Integrated SIA-IP digital communication standard	Yes			
Housing for Flex5 expansion board in the enclosure	Yes			
Housing for NEXUS device in the enclosure	Yes			
Power supply: maximum current for the system (battery not included)	2.5 A		5 A	
Power supply: maximum current for battery recharge	1.2A			
USB port	Yes			
Battery-charge monitored by battery temperature sensor	Yes			
Battery efficiency test	Yes			
AlienMobile and AlienMobile+ User Apps for smartphones or tablets (Android/iOS)	Yes			
InimTech Security Installer App for smartphones or tablets (Android/iOS)	Yes			
Cloud functions with Inim Cloud services	Yes			
Reprogrammability of control panel firmware	Yes			
Battery housing	Yes			
Dimensions (HxWxD)	27.5x37.4x8.6 cm		37.5x46.6x9.2 cm	
Weight (without battery)	5 Kg			
<b>Devices on I-Bus</b>				
Peripheral self-learning on the I-Bus	Yes			
Joy, nCode/G, Concept/G, Alien/S, Alien/G, Aria/HG Keypads <sup>2</sup>	10		15	
nBy proximity readers <sup>3</sup>	20		30	
Flex5 5-terminal expansion boards	40			
Ivy sounder/flashers	10			
Air2-BS200 transceivers (with automatic channel search)	20		30	
Nexus communicator	1			
<b>Air2 series wireless devices</b>				
MC200 and MC300 magnetic contacts, XIR200W infrared detectors, XDT200W and DT200T dual technology detectors, FD100 smoke detector, UT100 universal transceiver, OT100W and OD100W outdoor detectors <sup>3</sup>	60		120	240
Aria/W wireless keypads for each BS200 <sup>2</sup>	4			
Hedera and Smarty/W wireless sounder/flashers for each BS200	4			
Remote control keyfobs (KF100, Pebble, Ergo) <sup>4</sup>	100		150	
<b>Authentication</b>				
Installer codes	2			
User codes (with associated timers)	50		100	
nKey tag or nCard proximity card (with associated timers) <sup>2</sup>	150			
<b>Telephone communication</b>				
Telephone numbers	15			
Integrated Cloud channel	Yes			
Phone line availability check	Yes			
Automatic voice communicator (SmartLogos30M option, see also voice functions)	Yes			
Integrated automatic digital communicator (ContactID, SIA-IP, pulse)	Yes			

	60S	60L	120L	240L
<b>Input terminals (zones)</b>				
Self-learning of zone balancing <sup>5</sup>			Yes	
Management of two separate zones on each input terminal			Yes	
Input terminals on the control panel for shock and roller blind sensors			10	
Input terminals on keypad for shock and roller blind sensors		2 for Joy and Aria/HG, 1 for Concept and nCode/G		
Input terminals on expansion board for shock and roller blind sensors (out of 5 available as input/output)			4	
Thresholds of programmable input zones			Yes	
Calibration of input thresholds <sup>5</sup>			Yes	
<b>Additional functions with optional components</b>				
Advanced voice functions with SmartLogos30M board			Yes	
GSM functions with Nexus, Nexus/G and Nexus/3G modules			Yes	
GPRS functions and SIA-IP connectivity with Nexus/G and Nexus/3G modules			Yes	
Web-server, e-mail, ONVIF cameras, KNX IP standard with PrimeLAN board			Yes	
<b>Other features</b>				
Weekly timer with two time slots per day (each with 15 exception periods)		20		40
Manual, daily and weekly programmable thermostats with antifreeze feature (Joy/MAX, Alien/S, Alien/G, Aria/HG keypads)			Yes	
Management of summer/winter time			Yes	
Automatic date/time update with NTP			Yes	
Programmable arming scenarios		30		50
Types of shortcuts for immediate actions			38	
Programmable icons			80	
Number of events that can generate actions			2830	
Events that can be stored in the register			4000	
Programmable events with timer and counter management		30	50	60
Choice of events to memorize			Yes	
Management of shortcuts via function keys (12) and number keys (10) on Joy, Aria/W and Aria/HG keypads			Yes	
Management of shortcuts via LEDs (4) on nBy readers			Yes	
Event-based action generation matrix			Yes	
Generation of action when the event occurs			Yes	
Generation of action when the event restores			Yes	
Zone test from keypad			Yes	
User-friendly programming software (runs under Windows)			Yes	
<b>Certifications</b>				
	60S	60L	120L	240L
EN50131-3			Grade 3	
EN50131-6			Grade 3 - AT56	

1 - Total number obtained by adding up the hardwired terminals and the wireless terminals.

2 - The sum of the keypads on the I-BUS and wireless keypads must be <= 60, 120, 240.

3 - The sum of the nBy readers, of the BS200 transceivers and of the readers integrated in the Joy/Max, Alien, Aria/HG keypads must be <= 20, 30, 30.

4 - The sum of the remote-control keyfobs and tags must be <= 60, 120, 240.

5 - Patent Pending.

## ORDER CODES

<b>PRIME060S</b>	Intrusion control panel with 10 to 60 terminals, 10 partitions, 3.7A power supply, TCP-IP connectivity, optional GSM/GPRS connectivity and compliant with EN50131-6 and EN50131-3 Grade 3.
<b>PRIME060L</b>	Intrusion control panel with 10 to 60 terminals, 10 partitions, 6.2A power supply, TCP-IP connectivity, optional GSM/GPRS connectivity and compliant with EN50131-6 and EN50131-3 Grade 3.
<b>PRIME120L</b>	Intrusion control panel with 20 to 120 terminals, 10 partitions, 6.2A power supply, TCP-IP connectivity, optional GSM/GPRS connectivity and compliant with EN50131-6 and EN50131-3 Grade 3.
<b>PRIME240L</b>	Intrusion control panel with 10 to 240 terminals, 30 partitions, 6.2A power supply, TCP-IP connectivity, optional GSM/GPRS connectivity and compliant with EN50131-6 and EN50131-3.
<b>PrimeLAN</b>	Ethernet interface for connection to the Internet with TCP/IP protocol, e-mail sending, web-server function and digital communicator with SIA-IP standard.

# Alien/G and Alien/S

Alien touch-screen user interface



Alien/SB

Alien/GN

Alien, the touch-screen user interface the security and home-automation market has been waiting for. Alien is the maximum in simplicity and clarity, two things always present in the minds of installers and end-users alike. With Alien everything is simple and clear. Alien explains itself. All writing is large and clear. The icons leave no doubt as to the functions they refer to. Moreover, its advanced solution portfolio is capable of showing users the easiest way of dealing with anomaly, alarm or fault signaling. So, users will never be confused because Alien, with its clear and understandable instructions, will guide them effortlessly through every situation. The Alien is a colour touch-screen user interface with a 4.3 or 7 inch display. Above all, the Alien integrates automation and security. Just a fingertip touch on the display arms, disarms or bypasses parts of the system or even activates the pre-programmed scenarios.

With the greatest of ease users can access advanced information regarding the status of the system objects (zones, outputs, etc.) and the memory of events. Graphic management is truly captivating and up to the minute. It closely resembles that of the most prestigious smartphones on the market and like smartphones the Alien offers users a vast array of options for the customization of the graphic interface to suit personal tastes

and requirements. The Alien provides three skin options (Young, Elegant or Soft) and allows users to customize the background. In addition to brightness and contrast, the user can also adjust image transparency to create a more pleasing graphic effect. The Alien integrates a microphone and a loudspeaker that offer interesting voice functions. The Alien is in fact capable of guiding the user through the arming and disarming phases, of warning the user of the occurrence of events and also of allowing those present in different parts of the premises to communicate via the intercom application. In addition to the voice functions, the Alien has a sensor for room-temperature readings and a proximity reader. The temperature sensor provides visualization of the room temperature and management of the chronothermostat function (in manual, weekly or anti-freeze mode). The proximity reader allows access to the system by means of TAGs or CARDS thus eliminating the need of code entry. The 'graphic maps' application on the Alien user interface, allows you to control and interact with the system by working directly on the layouts or images that represent the various environments. The installer has the possibility to configure a number of graphic maps, each made up of a background image capable of containing 20 objects. The objects can be associated with a set of icons (modifiable) that



represent their real-time operating status thus allowing immediate verification of the condition of the system.

Alien allows you to navigate through different graphic maps in order to generate the desired hierarchy. The Alarm clock/Reminder application helps you to remember appointments and important events and gives a helping hand to the memory challenged, such as the elderly, by keeping track of things day to day. It provides two distinct event types: the Alarm event which allows you to set time and day of the week, and the Reminder event which can be programmed on a day-of-the-week basis with two time settings or specific date with two time settings and various periodicity.

The Alien keypad has an SD card slot (up to 32 GB) for storage of photos and images which can be scrolled in photo-frame mode.

The Alien can be programmed through Inim system programming software. What is more, the Alien has a USB interface that can be

used for the programming of the entire system it is connected to thus avoiding the need to open the control panel enclosure. The installer can however access the system programming menu via the Alien touch-screen and have a vast menu with traditional-keypad programming functions. The Alien interface with the control panel and is achieved through Inim's traditional bus, I-BUS.

Alien is elegant. Both the 4.3 inch version and the 7 inch version of the Alien blend seamlessly into their surroundings. The Alien/S, the 4.3 inch version, mounts to standard '503' light switch boxes. If, however, you want to integrate the Alien/G into its surroundings even better, you can use a recessed-mounting box that allows you to obtain a touch-screen that practically flush-mounts to the wall to provide a truly sleek, streamlined look. Both versions come in black or white casings.



Alien/SN and Alien/GB



Graphic maps on Alien/SN and Alien/GB

#### Main features

	Alien/S	Alien/G
Display size	4.3 inches	7 inches
Colours	65,000	65,000
Resolution	480x272	800x480
Touch-screen	Yes	
Protection	Removal or Dislodgement with Micro-electromechanical technology	Yes
Input/Output terminals	-	2
USB Interface	Yes	
SD card interface	Yes, up to 32 GB	
Photo-frame function	Yes, with images on SD Card	
Customizable backgrounds	Yes	
Skin selection	Yes	
Alarm clock/Reminder application	Yes	
Interactive and customizable graphic maps	Yes	
Chronothermostat function	Yes	
System interface	I-Bus	
Mounts to '503' outlets	Yes	-
Box for flush-mount installation	-	Yes
Dimensions (HxWxD):	81x131x17 mm	143x219x34 mm (143x219x17 mm for flush-mounting)
Weight	160 g	520 g

#### ORDER CODES

**Alien/SB** 4.3 inch colour touch-screen user-interface on I-BUS. White enclosure.

**Alien/SN** 4.3 inch colour touch-screen user-interface on I-BUS. Black enclosure.

**Alien/GB** 7 inch colour touch-screen user-interface on I-BUS. White enclosure.

**Alien/GN** 7 inch colour touch-screen user-interface on I-BUS. Black enclosure.



# The Inim keypads



Aria/HG



Joy/GR Joy/MAX



Concept/GB



Concept/GN



nCode/GB

The keypad plays a major role in every intrusion-control system. It is the appliance which users deal with daily, therefore, ease of use is essential. Additionally, it is also part of the furnishings and must blend in perfectly with its surroundings. Inim keypads manage to combine aesthetic and ergonomic needs with undeniable elegance.

The sleek casing and slimline key assembly considerably reduce overall size without giving way to reduced manageability. The explicit display icons clearly indicate the 'Shortcuts' that transform normally time-consuming sequences into simple keystroke commands through the 4 function keys.

## Aria/HG keypads

Aria/HG keypads are characterized by refined elegance and a modern design that translates into a minimal yet particularly successful style suitable for all kinds of surroundings. Aria/HG keypads are a key element for the user in the simplification of interfacing with the system through the use of icons and voice functions. Equipped with microphone and speaker, they are capable, via voice messages of guiding the user through the selection of menu options, assisting during the arming and disarming phases, warning the user of the occurrence of events and also of allowing those present in different parts of the premises to communicate via the intercom application.

Aria/HG keypads have a precision temperature sensor that allows the visualization of the room temperature on the display and activates the chronothermostat function (in manual, weekly or anti-freeze mode). The integrated proximity reader allows access to the system by means of TAGs or CARDS thus eliminating the need of code entry. Aria/HG has two input/output terminals and can be mounted to '503' light switch boxes. Additionally, the Aria/HG keypad has an on-board brightness sensor that adjusts and optimizes the display and button brightness in accordance with the surrounding environment, and also a tamper-protection device with an accelerometer.



## Joy keypads

The historic Joy keypad is available in two versions which differ in the advanced functions available on the Joy/MAX version (proximity reader, voice functions and temperature sensor). Joy/GR and Joy/MAX are equipped with an

elegant cover that, when necessary, conceals the keys. Accessible at all times are the 4 function keys that allow easy activation of the control panel functions and, when used in pairs, also activate instant alarms.



## nCode keypads

nCode series keypads have glossy black or white casings with an attractive vertical profile. The keys are always conveniently on view to ensure fast access to all functions.

The nCode keypads are equipped with an input/output terminal and dislodgement and open-tamper protection devices.



## Concept/G keypads

Concept/G keypads are characterized by the absence of traditional buttons.

The user can interface with the system by touching the sensitive areas of the keypad surface.

These areas are elegantly highlighted with bright grooves on a shiny surface.

The sensation that is instantly perceived is that of style and technology that are the basis of this solution.

The absence of mechanical parts in movement ensures even greater reliability.

The aesthetic shape, with vertical development, in glossy black, is extremely attractive yet minimal while the absolute flatness of the surface simplifies cleaning operations.

Near the display are 4 function keys that allow easy activation of the control panel functions and, when used in pairs, also activate instant alarms.

The Concept/G keypad is equipped with an input/output terminal and dislodgement and open-tamper protection devices.



### Main features

	Joy/GR	Joy/MAX	Concept/G	Aria/HG	nCode
Backlit graphic display	Yes				
Easy4U icon interface	Yes				
Easy4U voice interface	-	Yes	-	Yes	-
Programmable 'In Standby' backlight	Yes				
Programmable 'Active' backlight	Yes				
4 signalling LEDs	Yes				
FlexIO terminals programmable as Inputs or Outputs	2	2	1	2	1
Input terminals accept roller blind sensors	Yes				
Output terminals	Yes (150mA)				
Signalling Buzzer	Yes				
Protected against break-open tamper (casing open)	Yes				
Protected against break-off tamper (unit off wall)	Yes				
Mounts to '503' light switch box	Yes		Yes (if mounted vertically)	Yes (if mounted horizontally)	Yes (if mounted vertically)
Brightness sensor	-	-	-	Yes	-
Microphone and speaker for:	-	Yes	-	Yes	-
	<ul style="list-style-type: none"> <li>• user menu voice prompts</li> <li>• message recording</li> <li>• message playback</li> <li>• intercom</li> <li>• answerphone</li> <li>• voice notifier</li> <li>• remote listen-in</li> </ul>				
Card/Tag reader with 4 programmable 'Shortcuts'	-	Yes	-	Yes	-
Access to 'Shortcuts' on TAG or CARD	-	Yes	-	Yes	-
Temperature sensor with temperature display	-	Yes	-	Yes	-
Chronothermostat function (manual, weekly, with anti-freeze function)	-	Yes	-	Yes	-
Dimensions (HxWxD)	116x142x20 mm	116x142x20 mm	129x87x16.5 mm	140x125x27 mm	129x87x16.5 mm
Weight	160 g	180 g	155 g	228 g	135 g

### ORDER CODES

<b>Aria/HG</b>	Keypad with backlit graphic display for management of Inim intrusion control systems. White enclosure.
<b>Concept/GN</b>	Keypad with backlit graphic display and touch keys for management of Inim intrusion control systems, in black enclosure.
<b>Concept/GB</b>	Keypad with backlit graphic display and touch keys for management of Inim intrusion control systems, in white enclosure.
<b>Joy/GR</b>	Keypad with backlit graphic display for management of Inim intrusion control systems.
<b>Joy/MAX</b>	Keypad with backlit graphic display with built-in card reader, microphone, loudspeaker and temperature sensor for management of Inim intrusion control systems.
<b>nCode/GB</b>	Keypad with backlit graphic display for management of Inim intrusion control systems, in white enclosure.
<b>nCode/GN</b>	Keypad with backlit graphic display for management of Inim intrusion control systems, in black enclosure.



# nBy

## Proximity readers



The proximity reader is the easiest way to interact with the Inim control system. By simply holding a tag or card in the vicinity of the reader it is possible to control the system. The proximity reader is particularly useful when arming or disarming the system or specific partitions. However, it can also be used to control remote appliances such as doors or lights, or even to trigger 'groups of actions' associated with specific 'shortcuts.' Inim offers two models: the Wall-mount nBy/S, and the Flush-mount nBy/X. The Wall-mount nBy/S has been especially designed to merge with various types of residential and commercial surroundings. Its stylish appearance and reduced size make it totally backdrop-friendly. The Wall-mount nBy/S is equipped with break-open and break-off tamper protection and a warning buzzer (used by the control panel to provide audible signals). Moreover, on account of the mechanical solutions employed and the heavy-duty enclosure, the Wall-mount nBy/S model is IP34 rated and therefore is suitable for outdoor use. The Flush-mount nBy/X is a gem of electronic and mechanical engineering. Every

day installers are faced with new-style cover plates. Different sizes, shapes and even colours appear regularly, yet in spite of this over-provision it is still difficult to find the right reader for the cover plates used at the place of installation. Inim's R&D professionals decided to accept the challenge and solve this problem. And now, thanks to their brilliant perception of installer company needs, Inim is able to offer a 'Universal' solution that integrates proximity readers with all makes of cover plates. With the Flush-mount nBy/X the problem of reader-compatibility with cover plates does not exist. Both wall and flush mount models are equipped with four LEDs which can be associated with Arming 'Scenarios' (Arming configurations) or 'Shortcuts' (actions which transform normally time-consuming sequences into single action commands). It is also possible to program a tag or card with a customized 'Shortcut' that is valid for a specific tag or card user only. The Proximity Reader system can be controlled by tags or cards.



**Main features**

	nBy/S	nBy/X	nKey	nCard	nBoss
Dimensions (HxWxD)	80x64x17 mm	50x19x51 mm	35x28x6 mm	54x85x1 mm	85x29x4 mm
Weight	45 g	25 g	5 g	6 g	15 g


**ORDER CODES**

<b>nBy/S</b>	Wall-mount proximity reader	<b>nCard</b>	Card for nBy series proximity readers.
<b>nBy/X</b>	Universal flush-mount proximity reader.	<b>nBoss/N</b>	Tag in black leather for nBy series proximity readers.
<b>nKey</b>	Tag in plastic for nBy series proximity readers.	<b>nBoss/R</b>	Tag in red leather for nBy series proximity readers.



# SmartLogos30M

Voice board for Inim intrusion-control panels



The SmartLogos30M voice board adds powerful voice functions to the SmartLiving, Prime and Sol systems. Although small, this board packs a concentrate of superior technology and unique features that are hard to find in today's intrusion control systems. Even the numbers relating to the main features of this tool give some idea of its capabilities. In fact, the SmartLogos30M board provides 30 minutes of voice transmission which can be allocated to as many as 500 voice messages. Among the functions offered is the fully pre-set voice dialer. All that is required is to type-in the contact telephone numbers and, with the SmartLogos30M, the Inim control panel will be capable of calling and sending messages from the 400 factory-recorded messages available. After that, simply change the 'names' of the system elements and you will have a customized system. Customization can be done at the keypad, using the voice programming function or via a computer. In the latter case, the solutions are truly state-of-the-art. You can either record a message through the computer microphone, or extract a .wav file from an archive and send it to the control panel. SmartLogos30M also offers a text-to-speech function which allows you to record messages by simply typing-in the respective text and generating the voice message through the computer.

Other interesting functions are the Voice menu over-the-phone and Voice menu on-keypad that guide the user through all operations with ease. The voice prompts are already on board and require no programming, you just need to set up the menu (separately for each user). This method eliminates all the difficulties connected with normal voice recording. In fact,

the system generates the voice menu automatically, using the selected pre-recorded messages. For each user the installer can choose which items to assign to the voice menu without being concerned about the generation of the sequence of words to be reproduced. In fact, the system will automatically generate the voice menu from the list of items entered by the installer.

In this way, the menu is extremely effective and allows users to interface with the system with ease, whether they are at a keypad or connected to the control panel by means of a mobile phone. The remote voice menu will be available both when the system calls the user due to the occurrence of an event and when the user decides to call the system to inquire about its status or issue commands. The combination of the SmartLogos30M potential and VoIP technology allows the Inim system to provide an intercom function. IT is in fact, it is possible to make calls from one keypad to another to connect, for example, the garage with the living room. The SmartLogo30M also provides a memo box where the user can leave messages. Thanks to the SmartLogos30M, the Inim system is capable of warning the system users of events as they occur. This function is particularly useful in various situations. For example, to remind the user to inform the installer in the event of system anomalies or to warn the user to leave the protected area on arming or to invite the user to disarm the system once the delayed entry zone has been violated. SmartLogos30M is far more than a simple 'voice board.' IT is a concentrate of technology and easy-to-use advanced functions. SmartLogos30M, as many other elements of the Inim system, allows installers to stand out from the rest and to lead the way.

## Main features

Up to 30 minutes of voice-message time	Yes
Recordable voice messages (of which pre-recorded)	500 (400)
Automatic-Answerphone function (customizable)	Yes
Voice-memo slot, one message for each Joy/MAX or Aria/HG keypad	Yes
Local voice-prompt menu (customizable)	Yes
Voice-prompt menu over-the-phone (customizable)	Yes
Voice notifier on local keypad (Joy/MAX or Aria/HG)	Yes
Automatic voice communicator over the telephone line	Yes
Message recording at Joy/MAX or Aria/HG keypads	Yes
Message recording from PC (using microphone or .wav file)	Yes
Message recording from PC (using text-to-speech function)	Yes
Dimensions (HxWxD)	20x20x15 mm
Weight	10 g

## ORDER CODES

**SmartLogos30M** Voice board for Inim control panels.




# Flex5

Input and Output expansion



Flex5/P



Flex5/U

The Flex5 expansion board increases the number of inputs (zones) or outputs available on the Inim system. The board receives commands and power via the I-BUS. The power supply to the device and the two ancillary power outputs are protected against short-circuit and overload. Thanks to the FlexIO technology, the Flex5 expansion board has 5 terminals which can be used as either inputs or outputs. If programmed as inputs,

terminals 1 to 4 directly accept shock and roller blind sensors. If programmed as outputs, these terminals can sink 150mA. The Flex5 expansion board has a built-in signalling buzzer which can be activated separately from the terminals. The Flex5/P model is protected against break-open and break-off tamper (these protections can be disabled if necessary).

**Main features**

	Flex5/P	Flex5/U
FlexIO terminals programmable as inputs or outputs	5	
Terminals for shock and roller blind sensor management	4	
Maximum current draw for output terminals	150mA	
Resettable fuse protects bus load current draw	300mA	
Ancillary power supplies	2	
Integrated buzzer	Yes	
Protected against break-open tamper	Yes	-
Protected against break-off tamper	Yes	-
Dimensions (HxWxD)	80x126x27 mm	59x108x20 mm
Weight	106 g	67 g

**ORDER CODES**

- Flex5/P** Expansion board with 5 inputs/outputs and tamper protection.
- Flex5/U** Expansion board with 5 inputs/outputs with terminals on-view.

# Flex5/DAC

Mains voltage outputs expansion



Flex5/DAC allows full control of domestic loads. Among these, appliances such as washing machines, dryers, ovens and dishwashers. The Flex5/DAC also allows control of other household facilities such as lighting and switches. For these facilities, the Flex5/DAC allows the adjustment of brightness thus providing perfect management of those household scenarios

where illumination is a determining factor. The board also allows control of the phase displacement between the current and voltage of each individual output, in such a way as to control any inefficiencies in the electrical distribution system. The simultaneous management of several outputs by the Flex5/DAC also permits light colour adjustments.

## Main features

Output terminals programmable as Relay, Triac ON/OFF or Dimmer or Roller blind	5
Operating range in AC	110-230V – 50-60Hz
Maximum current draw for each output terminal	cos $\varphi$ =1 10 A (relay); 3.5 A (triac ON/OFF and dimmer)
I-BUS interface	Yes
Electrical quantity measurement for each output (max and rms)	Current, Voltage, Power
Power factor measurement (cos $\varphi$ ) for each output	Yes
Anti-opening protection	Yes
DIN-rail mount	9 module enclosure
Dimensions (HxWxD)	88x158x58.5mm
Weight	300 g

## ORDER CODES

**Flex5/DAC** 5 output dimmer expander, 230V.

# ISOLATORS

## IB200

### I-BUS Isolator



The BUS is the 'backbone' of the system. It transmits all the data from the control panel to the peripherals and vice versa: therefore, maximum reliability is always required. To help installers achieve this goal, Inim offers several BUS isolator versions. In the simpler versions, IB200/P and IB200/U, the isolator protects and regenerates the BUS data signals. In the more complete version, IB200/A, the isolator protects and regenerates the BUS data signals and the power supply. The isolator allows the confinement of problems caused by malfunction on a downstream branch to that branch only, thus not allowing malfunctions to affect the upstream branch.

The detectable malfunctions are:

- Short circuit between the BUS and the power cables
- Tamper/BUS or power supply cable cutting
- Application of the 220V mains voltage to the BUS or power supply cables (only for the IB200/A version and in the configuration without jumpers for IB200/U and IB200/P versions).

The IB200/A and the configuration without jumpers of the IB200/P and IB200/U are very useful when it is necessary to protect peripheral devices located in unprotected areas against vandalism. If a device is damaged and BUS functionality is compromised, the isolator, once properly installed within the protected area, will guarantee the proper functioning of the rest of the system. The isolator also makes it possible to extend the BUS length thanks to the signal regeneration function.

The fundamental feature of the isolators, which affects their sizing, is the length of the line they must reproduce the signal of and which is therefore upstream of the isolator itself.

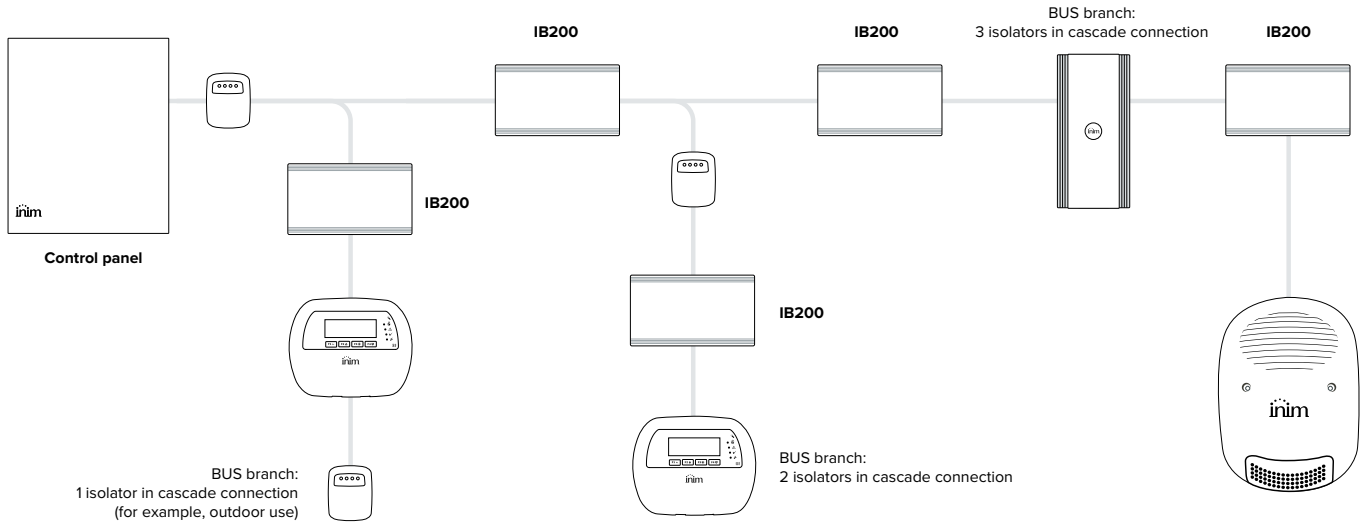
Following is a table containing indicative values of this length, depending on the BUS speed, for a typical cable (4x0.22 + 2x0.50 mm):

I-BUS speed	Length of section	No. isolators in cascade
38.4 kbps	500 m	9
125 kbps	350 m	6
250 kbps	200 m	2

The lengths indicated here can be identified both with the length of the cables, in the case of a single line, and also with the sum of the lengths of all the lines downstream of the isolator.



Example:



Main features

	IB200/U	IB200/P	IB200/A
Galvanic isolation of data (D, S)	Yes	Yes	Yes
Regeneration of data signals (D, S)	Yes	Yes	Yes
Tamper signalling	-	Yes	Yes
Address Programming (for FW upgrade)	Yes	Yes	Yes
Galvanic supply isolation (+, -)	Configurable	Configurable	Yes
Regeneration of BUS supply voltage	-	-	Yes
Regenerated BUS supply voltage	-	-	13.8Vdc
Maximum regenerated current	-	-	1000mA
Permitted range of input voltage	9.5 – 15 Vdc	9.5 – 15 Vdc	9.5 – 15 Vdc
Dimensions (HxWxD)	59x107x21 mm	80x126x27 mm	172x80x27 mm
Weight	60 g	100 g	170 g

ORDER CODES

- IB200/U** BUS isolator with data regeneration and on-view terminals.
- IB200/P** BUS isolator with data regeneration and tamper protection.
- IB200/A** BUS isolator with data and power-supply regeneration and tamper protection.

## Ivy Sounder/flashers

Traditional and on BUS



The Ivy series self-powered sounder/flasher units are a stylish, highly efficient way of rounding off an intrusion-control system. Especially designed to be installed and programmed with ease. The plastic cover rotates on a horizontal axis with respect to the base and remains integral with it, leaving the installer free from the task of removing the cover which, in fact, offers a convenient work niche. Under the plastic cover is a solid metal undercover which helps to make the structure extremely resistant. The high intensity flasher is obtained by means of high efficiency LEDs which allow long autonomy due to their reduced consumption. The units also provide two status LEDs, positioned at the sides of the flasher. The sounder can be programmed to generate different audible signals, thus allowing users to identify different types of alarms and/or locate the place of alarm. There are numerous programmable options on the sounder such as: tone, maximum alarm time, input polarity, number of flashes per minute, activation mode of the signal, etc. The sounder is available in the 'classic' version, in which the alarm can be

generated by failure of the power supply or by the activation of the START auxiliary input, or in the 'bus' version. The 'BUS' model connects to the Inim BUS and is supervised and managed by the control panel.

This direct-connection approach greatly simplifies wiring and system programming. In addition, it consents to the activation of event-related signaling (different signals for different events) programmed through the control panel.

The BUS connection allows the control panel to supervise tamper, low-battery and fault signals and also the battery and input-voltage levels. Ivy sounders are equipped with a test circuit that allows them to spot and report fault conditions instantly to the control panel via a fault output. They are also protected against dislodgement, forced opening, wire cutting and blow torch tamper. Additionally, the Ivy/F is equipped with anti-foam protection obtained by means of a dual IR path inside the speaker with a high rejection of false alarms. The Ivy series sounder/flasher units are also available in a 'metal look' version.





#### Main features

	Standard model	'BUS' model
Operating voltage	13.8Vdc	13.8Vdc (from I-BUS)
Alarm trigger	Power input	On BUS, with characteristics in accordance with the event
Ancillary alarm trigger	START input	On bus
Alarm lock for maintenance	STOP input	On bus
Ancillary signal LED trigger	LED input	On bus
Fault signalling	FAULT output	On bus
Tamper signalling	Relay with voltage-free contact	On bus
Separate sound and flasher management	-	Yes
Volume adjustment	-	Yes
Power-voltage reading	-	Yes
Battery-voltage reading	-	Yes
Temperature reading	-	Yes
Anti-opening and anti-dislodgement protection	Yes	Yes
Blow-torch tamper protection	Yes	Yes
Foam tamper protection ('F' model only)	Yes	Yes
Metal inner-shroud	Yes	Yes
Super bright LED technology flasher	Yes	Yes
On-unit sounder/flasher parameter programming	Yes	Yes
Sound emission @ 3m.	103dBA	103dBA
IP34 rating	IP34	IP34
Dimensions (HxWxD)	288x207x106 mm	288x207x106 mm
Weight	2.7 Kg	2.7 Kg

#### ORDER CODES

<b>Ivy</b>	Self-powered sounder/flasher for outdoor installation.
<b>Ivy-F</b>	Self-powered sounder/flasher for outdoor installation with foam-tamper protection.
<b>Ivy-M</b>	Self-powered sounder/flasher for outdoor installation, metal look.
<b>Ivy-FM</b>	Self-powered sounder/flasher for outdoor installation with foam-tamper protection, metal look.
<b>Ivy-B</b>	Self-powered sounder/flasher for outdoor installation with I-BUS interface feature.
<b>Ivy-BF</b>	Self-powered sounder/flasher for outdoor installation with foam-tamper protection and I-BUS interface feature.
<b>Ivy-BM</b>	Self-powered sounder/flasher for outdoor installation, metal look with I-BUS interface feature.
<b>Ivy-BFM</b>	Self-powered sounder/flasher for outdoor installation with foam-tamper protection, metal look with I-BUS interface feature.

# NRB100

Stainless steel sounder/flasher



The NRB100 sounder for outdoor use is the ideal choice when a reliable, heavy duty, highly efficient sounder is required. The NRB100 is a self-powered sounder in an entirely stainless steel enclosure. The sounder is controlled by a microprocessor that continuously monitors all the device parameters to ensure full efficiency, reliability and high-rate performance.

Separate horn and flasher activation inputs provide maximum application flexibility. Horn signalling is managed by two piezoelectric elements which generate 110dBA @ 3m. NRB100 is capable of signalling open enclosure and dislodgement tamper on an output contact which provides 7 different balance modes. The NRB100 is also equipped with an LED input which provides an ancillary signal inside the device.

**Main features**

Operating voltage	13.8Vdc
Power voltage and alarm activation input	Yes
Alarm trigger input (B)	Yes
Flasher trigger input (F)	Yes
LED trigger input for ancillary signal (LED)	Yes
Programmable input polarity	Yes
Tamper signal contact with programmable balance resistance	Yes
Anti-opening and anti-dislodgement protection	Yes
Stroboscope signalling device	Yes
Piezoelectric horns	Yes
4 programmable tones	Yes
Battery efficiency test	Yes
Parameter programming menu	Yes
Sound emission	110 dBA @ 3 m
Protection rating	IP34
Housing for backup battery	from 12V and 2.1Ah
Dimensions (HxWxD)	203x293x52 mm
Weight (without battery)	1.5 Kg

**ORDER CODES**

**NRB100** Self-powered sounder in stainless steel for outdoor installation.

# Smarty

Indoor sounder/flasher



Italian design, Italian technology, Italian style. No compromise with Inim's Smarty Italian quality at the best price. The Smarty is fully microprocessor-controlled to ensure excellence in performance. Uses piezoelectric sounder and super bright LED-technology flasher. A direct

move towards superior signalling features and low power consumption.

The device is tamper protected, and provides a sounder-shutdown input which allows the flasher to continue signalling.



## Main features

Power supply voltage	13.8Vdc
Current draw (max)	130mA
Sounder- modulation/shutdown input	Yes
Open-enclosure tamper protection	Yes
LED technology flasher	Yes
Piezoelectric sounder	Yes
Sounder emission	110 dBA @ 1 m
Light Intensity	25lux @ 1m
Dimensions (HxWxD)	75x112x30 mm
Protection rating	IP31
Operating temperature	0 ÷ 50°C
Weight	110 gr

## ORDER CODES

**Smarty/SIB** Indoor sounder/flasher, white color, 12Vdc powered.  
**Smarty/GIB** Indoor sounder/flasher, white color, 12Vdc powered.  
**Smarty/GFR** Indoor sounder/flasher, red color, 24Vdc powered.



# SmartLAN

Ethernet board for SmartLiving Systems



The optional SmartLAN board uses the infrastructure of the LAN/Internet network to offer connectivity to all the control panels of the SmartLiving series.

Therefore, thanks to the SmartLAN it is possible to carry out programming and control operations via the SmartLeague

software and SmartLiving system supervision operations via the SmartLook software both in local mode (LAN network) and in remote mode (Internet network). The communication protocol used provides a high level of security thanks to strict encryption measures.

## SmartLAN/G

The user and the installer will be informed of the control panel events thanks to the email notification option offered by the SmartLan/G. To each e-mail it will be possible to attach any file that resides on an sd-card.

The board provides the SmartLiving system with a digital communicator towards alarm receiving centres that support SIA-IP protocol. This feature allows alarm receiving centres to receive information in real-time through IP connectivity with many advantages in terms of cost and performance.

The SmartLAN/G allows the user to manage the control panel through an Internet browser, the board in fact integrates a

responsive web interface that adapts to all device screens. The SmartLAN/G also allows the use of graphic maps: starting from an image it is possible to create interactive maps in which customizable buttons and icons can be added in order to signal the status of objects in a simple and clear way, and interact with the system in an intuitive manner.

The SmartLAN/G can manage ONVIF cameras, utilize different presets for each camera and, depending on the event, send notification e-mails with images relating to the event that occurred. Furthermore, the SmartLAN/G is one of the peripherals that allows you to connect SmartLiving to the Inim Cloud.

## SmartLAN/SI

For those who do not require particularly advanced remote functions but are interested in providing a SmartLiving control panel with a simpler approach to connectivity, Inim also offers a reduced version of the SmartLAN board, i.e. the SmartLAN/SI. With the optional SmartLAN/SI board, programming and

monitoring functions are made available through the local network and through the Internet (via the SmartLeague and SmartLook software), the digital communicator for surveillance stations with SIA-IP protocol, the access via the AlienMobile App. Furthermore, SmartLAN/SI allows full access to the Inim Cloud function.



Web server with AlienMobile interface



Web server – graphic maps



AlienMobile App



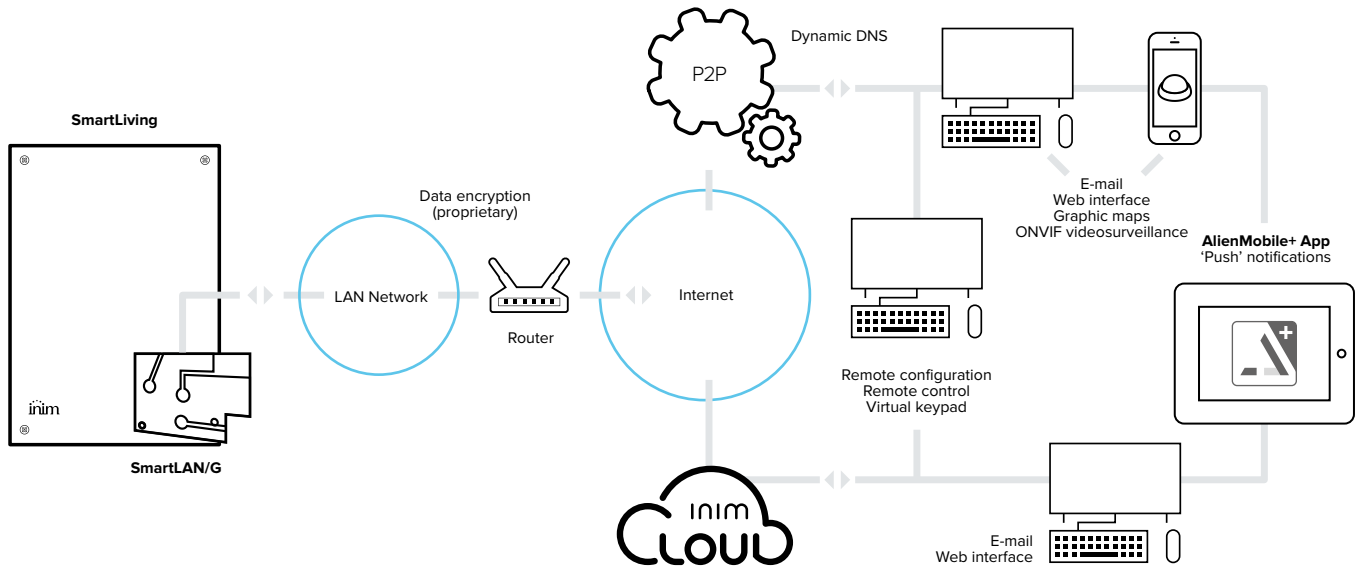
Web server – virtual keypad



Web server – ONVIF videoverification



E-mail received from SmartLiving



Main features

	SmartLAN/G	SmartLAN/SI
Plug-in mounting to motherboard		Yes
Encryption data	AES-128bit	Proprietary
Connection over 10/100 Base T Ethernet LAN		Yes
System programming and control over IP using SmartLeague software		Yes
Static IP address management		Yes
Dynamic DNS management		Yes (for InimDNS)
Management of simultaneous connections	Up to 10	No
Inim Cloud Connectivity		Yes
Digital communicator with SIA-IP protocol for alarm receiving centres		Yes
Sending of emails with attachments and SSL support	Yes	No
SD card connector	Yes	No
Attachments storage on SD card (not supplied)	Yes	No
Manageable memory for SD card	32GB	No
Web clock synchronization	Yes	No
UPNP	Yes	No
Web server for PC, tablet and smartphone connections with the following functions: - Virtual keypad with AlienMobile interface - Scenarios management - Zone management - Partition management - Interactive and customizable graphic maps - ONVIF webcam: • Live webcam management • Sending of email/archive webcam events - Timer visualization - Events log visualization	Yes	No
AlienMobile App management		Yes

ORDER CODES

**SmartLAN/G** Ethernet interface for SmartLiving control panels for connection to the Internet with TCP/IP protocol, send e-mails, web-server function and digital communicator with SIA-IP standard.

**SmartLAN/SI** Ethernet interface for SmartLiving control panels for Internet connection with TCP/IP protocol and digital communicator with SIA-IP standard.



# PrimeLAN

Network board and connectivity for Prime control panels



Web server with AlienMobile interface



Web server – graphic maps



Web server – ONVIF videoverification



Reception of e-mails from Prime (Prime/LAN)

Today's global connectivity extends throughout both large corporate organizations and private residential premises. PrimeLAN is an optional Prime system upgrade board that adds a host of advanced connectivity features. It can send a detailed email for each individual event complete with any attachment (contained in an SD card) in the body of the message, without the need of using Inim Cloud functions. The message may also contain links to sites or IP devices such as an NVR or a webcam. The autonomous generation of a web-server, 'with AlienMobile interface,' provides control via tablet, smartphone or PC by simply

using an Internet browser. The PrimeLAN manages interactive graphic maps that allow control and interaction with the system, by operating directly on floor plans complete with active icons for the management of activations or remote commands. JPEG and MJPEG streaming is also supported from preset ONVIF webcams assigned to video verification. It autonomously supports the sending of notification emails, complete with pre-trigger and post-trigger images related to the event. An integrated remote PTZ (pan/tilt/zoom) function makes it possible to locate any position within the camera sweep.

### Main features

Encryption data	128-bit AES
Connection over 10/100 Base T Ethernet LAN	Yes
Static IP address management and DHCP	Yes
Dynamic DNS management	Yes
Management of simultaneous connections	Up to 10
Digital communicator with SIA-IP protocol for alarm receiving centres	Yes
Sending of emails with attachments and SSL support	Yes
UPNP	Yes
Web server for PC, tablet and smartphone connections with the following functions: - Virtual keypad with AlienMobile interface - Scenarios management - Zone management - Partition management - Interactive and customizable graphic maps - ONVIF webcam • Live webcam management • Sending of email/archive webcam events - Timer visualization - Events log visualization	Yes
Dimensions (HxWxD):	54x81x30 mm

### ORDER CODES

**PrimeLAN** LAN board for web-server, e-mail and ONVIF videosurveillance.





EN50131-3  
CEI 79-2

# I-BUS INTEGRATED GSM, GSM/GPRS AND 3G MODULES

## Nexus, Nexus/G, Nexus/3GU and Nexus/3GP

Devices for 2G and 3G connectivity



Nexus/3GU



Nexus/3GP

Nexus devices are devices for the connection to Inim intrusion control panels to cellular networks. They connect to the BUS in the same way as any other device so as to increase signal reception quality. Once connected to the control panel, they provide another communication channel in addition to the control panel PSTN through which voice or digital calls can be sent over the GSM/3G network.

The control panels therefore have this second telephone number available to answer incoming calls, making the voice menu available with DTMF commands to authorized users.

With Nexus, control panels can send automatic or customizable SMS messages for each event and also receive commands sent via SMS. As a result, it is possible to enable or disable scenarios and outputs, request the status of the device and much more.

The same operations are also possible after recognition of caller numbers that belong to a predefined list (CallerID).

Nexus G and Nexus/3G go even further: it is possible to activate a remote control session via GPRS/3G to read/write the control panel programming, even when away from the office or using a mobile connection such as 'Internet-key,' tethering or smartphone hotspot.

Nexus/G and Nexus/3G provide the control panels with a digital communicator to alarm receiving centres that support SIA-IP protocol. Nexus/G and Nexus/3G allow both the installer and the user to access the Inim Cloud and peer-to-peer services; they can be used both as a main device for the connection to the Cloud or as a backup peripheral in the event of the loss of the hardwired LAN connection.

A service-enabled SIM card is required to connect to GPRS/3G networks.

Nexus/G and Nexus/3G also manage special characters or foreign alphabets.

The Nexus/3GU model is designed to be installed inside the metal enclosures of the control panels.

The NEXUS/3GP is completely protected by its casing and is equipped with batteries, therefore in event of BUS disconnection with consequent loss of the power supply, the device autonomously sends the programmed signals and enters a low consumption mode until the reset of the BUS. Nexus, Nexus/G and Nexus/3G have LED status indicators and a practical magnetic antenna with 3 meters of cable.

### Main features

	Nexus	Nexus/G	Nexus/3GU	Nexus/3GP*
Voice communicator over GSM network			Yes	
Digital communicator over GSM network			Yes	
GPRS connectivity management			Yes	
3G connectivity management (UMTS/HSPA):	-	-		Yes
Sends pre-set and editable SMS texts for each event			Yes	
Activates control panel scenarios via SMS text message			Yes	
Activates control panel scenarios via Caller ID (200 numbers)			Yes	
Command done SMS text or ring feedback			Yes	
Diverts incoming SMS texts			Yes	
Priority management of PSTN and GSM channels for each event			Yes	
Answerphone functions and DTMF command management			Yes	
Anti-opening protection in 3G/P model			Yes	
Device status viewable on system keypad			Yes	
Automatic control of remaining credit			Yes	
Emergency report via voice, digital and SMS text communication			Yes	
SMS notification of device status (remaining credit, operator, faults, etc.)			Yes	
Programming and control of the Inim control panel via GPRS	-		Yes	
IP communicator to alarm receiving centres supporting SIA-IP protocol	-		Yes	
Inim Cloud Connectivity	-		Yes	
Dimensions (HxWxD)	108 x 64 x 24 mm			196 x 111 x 28 mm
Weight	77 gr			250 gr (batteries included)

### ORDER CODES

<b>Nexus</b>	GSM module integrated into Inim I-BUS.
<b>Nexus/G</b>	GSM/GPRS module integrated into Inim I-BUS.
<b>Nexus/3GU</b>	Nexus/3GU: 2G and 3G GSM module integrated into I-BUS with on-view terminals.
<b>Nexus/3GP</b>	Nexus/3GP: 2G and 3G GSM module integrated into I-BUS with back-up battery and anti-opening protection.

## Xline

Inim intrusion detectors also available also in Pet Immune versions



The XLine detector series represents the integration of the very best technologies available for motion sensing.

These detectors are perfect for use in professional indoor applications, thanks to digital signal analysis that combines high sensitivity with an equally high immunity to false alarms. In fact, by using the digital signal analysis of the sensors and applying a totally innovative and stable signal amplification and filtering technique, these devices are now capable of sensing motion in

the protected area with extreme reliability and precision. Besides high efficiency, XLine series detectors also add the appeal of an attractive low-profile design which makes them the perfect choice for all types of commercial, residential and institutional premises. The Xline detector series includes Pet Immune versions suitable for professional indoor applications. Pet Immune detectors ignore motion generated by animals of up to 25 kg.

## Infrared detectors

XIR100H and XIR200H are PIR detectors that use a dual pyroelectric element capable of detecting infrared radiation.

### XIR100H

Digital PIR detector

XIRP100H

Pet Immune version

Digital signal analysis
Range 15m (12m Pet Immune)
Detection angle 100° (80° Pet Immune)
Bypassable LED
Temperature compensation
Anti-glare
Pulse counter

Anti-opening protection
Operating temperature: -10°C ÷ +40°C
Power supply voltage: 9V ÷ 16Vdc
Current consumption: 15mA @ 12Vdc
Installation height: 2.2m
Dimensions: 96x60x44 mm



### XIR200H

Digital PIR detector

XIRP200H

Pet Immune version

Digital signal analysis
Range 15m (12m Pet Immune)
Detection angle 100° (80° Pet Immune)
Bypassable LED
Temperature compensation
Anti-glare
Pulse counter

Anti-opening and anti-dislodgement protection
Predisposed for EOL resistance
Operating temperature: -10°C ÷ +40°C
Power supply voltage: 9V ÷ 16Vdc
Current consumption: 15mA @ 12Vdc
Installation height: 2.2m
Dimensions: 120x60x44 mm



## Dual technology detectors

The Xline dual technology detector line consists of IR-microwave detectors that combine an X-Band microwave sensor with a dual pyroelectric element.

### XDT200H

Digital dual technology detector

XDTP200H

Pet Immune version

Digital signal analysis
Range 15m (12m Pet Immune)
Detection angle 100° (80° Pet Immune)
Pulse counter
Temperature compensation
Anti-glare
Bypassable LEDs
3 signalling LEDs
Anti-opening and anti-dislodgement protection

Predisposed for EOL resistance
AND/OR function for alarm trigger
Smart function
X-Band microwave detection
Operating temperature: -10°C ÷ +40°C
Power supply voltage: 9V ÷ 16Vdc
Current consumption: 20mA @ 12Vdc
Installation height: 2.2m
Dimensions: 120x60x44 mm



# DETECTORS

## XDT200HM

Digital dual technology detector with anti-masking

## XDTP200HM

Pet Immune version

Digital signal analysis	AND/OR function for alarm trigger
Range 15m (12m Pet Immune)	Smart function
Detection angle 100° (80° Pet Immune)	X-Band microwave detection
Pulse counter	Anti-masking microwave
Temperature compensation	Operating temperature: -10°C ÷ +40°C
Anti-glare	Power supply voltage: 9V ÷ 16Vdc
Bypassable LEDs	Current consumption: 20mA @ 12Vdc
3 signalling LEDs	Installation height: 2.2m
Anti-opening and anti-dislodgement protection	Dimensions: 120x60x44 mm



## EOL resistors

XLine detectors predisposed for line balance can be configured by inserting an EOL resistance jumper in the appropriate connector on board the device.

**XEOLR3K9:** 3K9 EOL resistors

**XEOLR6K8:** 6K8 EOL resistors

**XEOLR510R:** 510Ω EOL resistors

**XEOLR1K:** 1K EOL resistors

**XEOLR1K5:** 1K5 EOL resistors

**XEOLR2K4:** 2K4 EOL resistors

**XEOLR5K6:** 5K6 EOL resistors

*Supplied in boxes of 500 pcs.*

## Accessories

### **XBK100**

Swivel bracket for Xline detectors (50 pack)



# BIC100

Ceiling mount PIR detector



Inim offers a line of PIR detectors especially for residential applications. The price performance ratio makes them extremely interesting for all those applications where the product cost is of

particular importance but at the same time the level of reliability must remain high. The models offered satisfy the requirements of various types of systems.

Detection range: 6m diameter at 3.6 m in height

Detection angle: 360°

Digital signal analysis

Bypassable alarm LED

Adjustable alarm-pulse duration

Automatic temperature compensation

Operating temperature: 0°C:50°C

Power supply voltage: 9÷16Vdc

Current draw (max.): 20mA @ 12Vdc

Installation height: from 2.5 m to 6 m

Dimensions (HxWxD): 116x116x28.2 mm

## ORDER CODES

**INIDINIEBIC100** Ceiling mount PIR detector.

# OUTDOOR PROTECTION

## OTT100H and ODI100H

Triple technology and dual PIR detectors for outdoor installation



OTT100H and ODI100H detectors are suitable for outdoor installations. The OTT100H operates by means of two infrared sensors and a microwave sensor whose capabilities combined with programmable functions ensure high immunity to false alarms. The ODI100H operates by means of a dual infrared sensor. Both devices are equipped with a horizontal range adjustment mechanism which also permits micrometric adjustment of the lower beam and provides, by means of the selection of the operating-mode, advanced signal processing with impressive catch performance and excellent immunity to

false alarm sources such as pets. Besides the anti-opening and anti-dislodgement protections the OTT100H and ODI100H also include an anti-masking feature for high-level protection against tamper attempts.

The heavy-duty casing in polycarbonate has IP44 grade protection and is equipped with a UV ray resistant Fresnel lens. The vast range of adjustment possibilities provide these detectors with high flexibility and reliability and ensure they are capable of responding to the various protection requirements of outdoor installations.

### Main features

Digital signal analysis	Yes
Range	3÷18m
Horizontal cover	85°
Protections	Anti-dislodgement and anti-opening; anti-masking function
Bypassable LEDs	Yes
Protection rating	IP44
Operating temperature	-25° ÷ 70°C
Power supply voltage	11 ÷ 15Vdc
Installation height	1.2m
Dimensions (HxWxD):	189x70x70
Weight	400g

### ORDER CODES

<b>OTT100H</b>	Triple technology detector for outdoor installation.
<b>ODI100H</b>	Dual PIR detector for outdoor installation.
<b>OTTBK100</b>	Stainless steel mounting bracket kit, 2 'U' shaped brackets.
<b>OTTCV100</b>	Weather proof cover.
<b>OTTHT100</b>	Heater without hygrometer.
<b>OTTHT200</b>	Heater with hygrometer.

## Optical barrier detectors



**BDX-D060**  
60m dual-beam barrier



**BDX-T100**  
100m triple-beam barrier



**BDX-Q200**  
200m quad-beam barrier

Security professionals and final users alike put emphasis on the increasing need for perimeter protection. The penchant is for 'fast' intrusion detection, attributable to the evident advantages of the early warning of such events. To meet

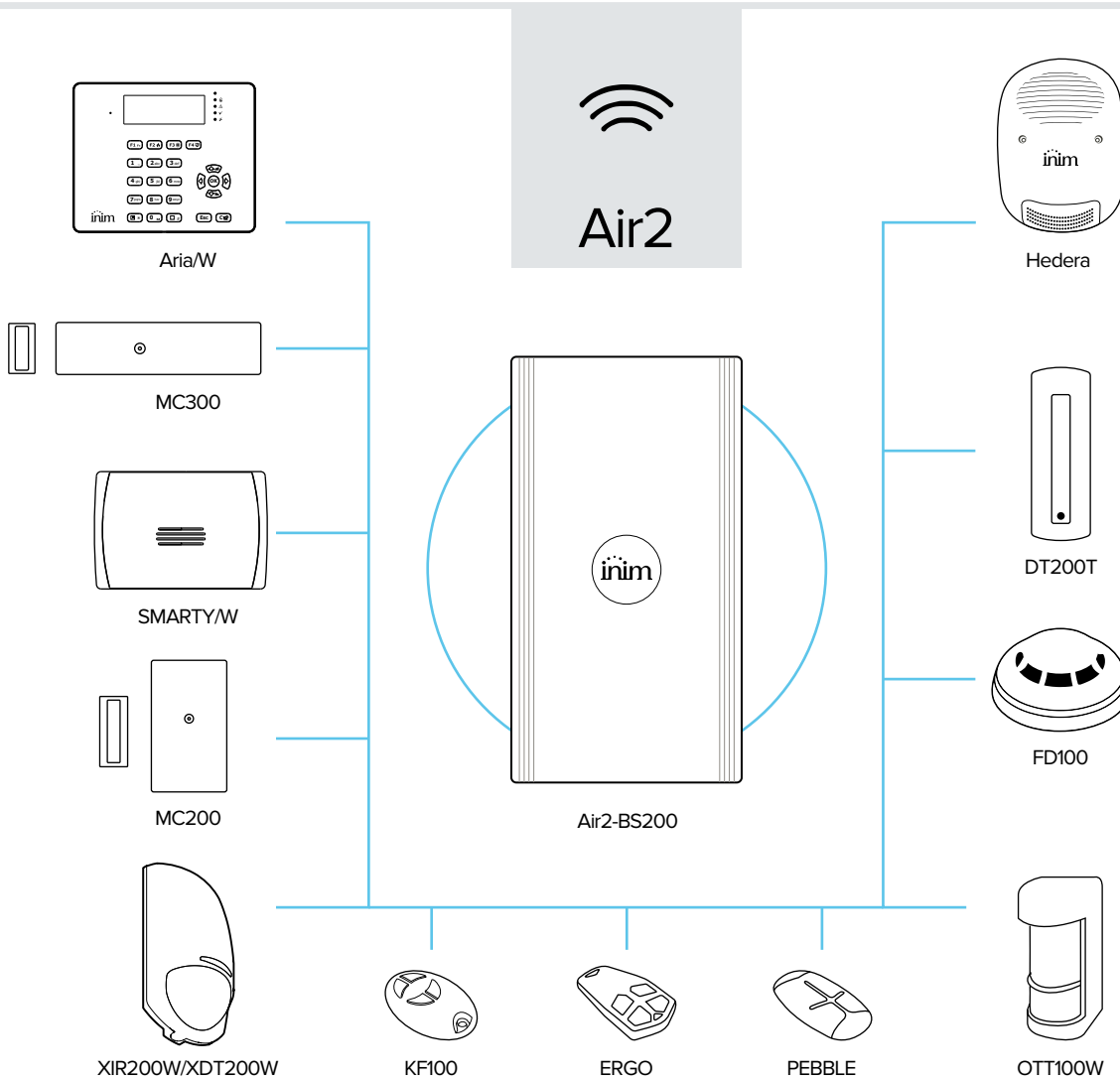
this need, Inim offers its own park of optical barrier detectors. Inim's range of optical barrier detectors includes dual, triple and quad photoelectric beam detectors with outdoor ranges of 60 to 200 metres.

	Dual-beam barrier Model BDX-D060	Triple-beam barrier Model BDX-T100	Quad-beam barrier Model BDX-Q200
Detection method	Infrared	Infrared	Infrared
Beam characteristics	Dual beam	Triple beam	Quad beam
Outdoor range	60 m	100 m	200 m
Indoor range	120 m	200 m	400 m
Detection time	Selectable from 50 to 500ms	Selectable from 50 to 500 ms	Selectable from 50 to 500 ms
Operating voltage	From 10Vdc to 24Vdc	From 10Vdc to 24Vdc	From 10Vdc to 24Vdc
Absorption	90mA max	90mA max	90mA max
Alarm output	Dry contact (30Vdc, 0.5A)	Dry contact (30Vdc, 0.5A)	Dry contact (30Vdc, 0.5A)
Open-tamper output	Dry contact (receiver only)	Dry contact (receiver only)	Dry contact (receiver only)
Horizontal adjustment	± 90°	± 90°	± 90°
Vertical adjustment	± 10°	± 10°	± 10°
IP Protection rating	IP65	IP65	IP65
Dimensions (HxWxD)	189x74x69 mm	275x80.5x80 mm	370x96x101 mm
Weight (transmitter and receiver)	900 g	1250 g	2500 g



# Air2

Two-way wireless system for intrusion-control panels



More and more often the installer feels the need for a reliable wireless system dedicated to sector professionals. Inim satisfies this need with an excellent wireless system. The Air2 system operates in the 868MHz band and above all operates in two-way transmission mode. Two-way means that all the devices not only transmit signals but are also capable of recognizing and managing messages sent to them. Two-way also means that the traditional receiver is replaced by a device which in addition to receiving signals is also capable of sending signals to devices. This translates into the fact that the system does not rely on the theory of probabilities when sending alarm signals, as many systems today do, but that it ensures the signal has

reached its destination by listening for a response from the device that picked up the alarm communication. The level of performance that Air2 is capable of achieving satisfies even the most demanding professional who will find, amongst other features, advanced system diagnostics functions. The transceiver connects to the control panel I-BUS and allows for fully integrated management of both wireless and wired devices. Choosing an Inim 'wireless' solution no longer means lowering the performance level of a security system, on the contrary it means being able to protect museums, places of worship and isolated areas in a non-invasive manner and with very short installation times.

**Technical features of the system**

Operating frequency	868MHz
Communication type	Two-way

Modulation	GFSK
Channels	3



## Air2-Aria/W

Wireless keypad with backlit graphic display



The Aria/W wireless keypad provides all the necessary functions for control and management of a Inim installation equipped with an Air2 system, which it can interface with through the Air2-BS200 transceiver. It integrates all the functions present on Concept hardwired keypads and provides a graphic display with user-friendly icons and 4 easy-to-use function keys.

The Aria/W keypad is equipped with both a wall and table mounting bracket which allow this versatile device to blend neatly with all types of furnishing solutions. Its elegant design allows it to

be located on view on a table or shelf.

Its accelerometer provides both anti-tamper and 'wake-up' from standby functions, while the brightness sensor adjusts the display and key brightness in accordance with the surrounding ambient. Additionally, it has an automatic shutdown function in the event it is moved out of wireless range. It is important to note that the battery has a two year life.

The Aria/W is also equipped with a connector that allows, if required, hardwired power-up.

### Main features

Communication with Air2-BS200 transceiver	Two-way
Backlit graphic display	Yes
Easy4U icon interface	Yes
Programmable backlight in operation	Yes
Anti-glare sensor	Yes
4 signalling LEDs	Yes
Signal buzzer	Yes
Protection	Inertial tamper protection
Accelerometer controlled 'wake-up' function	Yes
Analysis of wireless channel quality	Yes
Mounts to '503' light switch box	Yes
Table bracket	Yes
Optional 6-20 Vdc power-supply connector	Yes
Battery	CR17450 (2)
Battery life	2 years
Dimensions (HxWxD)	114x139x24 mm
Weight	275 g

### ORDER CODES

**Air2-Aria/WB** Wireless keypad with backlit graphic display for management of Inim systems, in white enclosure.



## Air2-Hedera

### Outdoor wireless sounder/flasher

The wireless Hedera sounder/flasher for outdoor installation is especially designed to ensure trouble-free installation and fast programming. It provides numerous programming options for the sounder, the flasher, maximum alarm time, flash rate per minute, signal activation mode, etc. The Hedera sounder/flasher interfaces with Inim control panels via the Air2-BS200 transceiver through which it is controlled and managed by the control panel. This greatly simplifies programming and permits the activation of distinctive signals for the different events, whose respective parameters can be directly programmed from the control panel. The control panel, via the Air2 system, is capable of supervising tamper, low battery and fault signals and also the battery level. The Hedera provides self-diagnostic functions for prompt identification of faults and, during installation, allows the operator to choose the type of signal for wireless signal loss. The super bright LED flasher offers long autonomy and reduced power consumption and has two ancillary signal LEDs. The battery has a life span of 4 years. The sounder/flasher is protected against dislodgement-tamper, open-tamper and foam-tamper, achieved through dual path infrared detection inside the sounder with high immunity to false alarms. The Hedera is also available in a 'metal look' version.



#### Main features

Communication with Air2-BS200 transceiver	Two-way
Separate sound and flasher management	Yes
Volume adjustment	Yes
Protections	Anti-opening and anti-dislodgement; anti-foam
Metal inner-shroud	Yes
LED signal flasher	Yes
Parameter programmable from device	Yes
Sound pressure @ 1m	103dBA
Protection rating	IP34
Battery	ER34615M
Battery life	4 years
Dimensions (HxWxD)	288x207x106 mm
Weight	2.3 Kg

## Air2-Smarty/W

### Indoor wireless sounder/flasher

The Smarty/W is managed by a microcontroller to guarantee performance excellence and, in addition, offers numerous programmable parameters such as tone, maximum alarm time, flash rate per minute, signal activation modality, etc.

The Smarty/W sounder/flasher interfaces with Prime and Sol control panels via an Air2-BS200 transceiver, which allows it to be monitored and controlled by the control panel. This greatly simplifies programming and permits the activation of distinctive signals for the different events. The control panel, by means of the Air2 system, is capable of monitoring tamper signals and the battery level.

Smarty/W is equipped with a piezoelectric sounder and a signalling LED which is flanked by two auxiliary signalling LEDs. A direct move towards superior signalling features and low power consumption.

The device is protected against forced opening and dislodgement and, as well the monitoring function, is capable of activating audible and visual signals in the event of wireless signal loss.



#### Main features

Communication with Air2-BS200 transceiver	Two-way
Piezoelectric sounder	Yes
LED signal flasher	Yes
Separate sound and flasher management	Yes
Volume adjustment	Yes
Protections	Anti-opening and anti-dislodgement
Parameter programmable from device	Yes
Sound pressure @ 1m	85 dB(A)
Protection rating	IP31
Battery	ER17505M
Battery life	3 years
Dimensions (HxWxD)	111 x 75 x 30 mm
Weight	130 g

#### ORDER CODES

<b>Air2-Hedera-F</b>	Outdoor wireless sounder/flasher with anti-foam protection.
<b>Air2-Hedera-FM</b>	Outdoor wireless sounder/flasher with anti-foam protection, in metal effect enclosure.
<b>Air2-Hedera-F#</b>	Outdoor wireless sounder/flasher with anti-foam protection, batteries not included.
<b>Air2-Hedera-FM#</b>	Outdoor wireless sounder/flasher with anti-foam protection, in metal effect enclosure, batteries not included.
<b>Air2-Smarty/W</b>	Indoor wireless sounders/flasher.
<b>Air2-Smarty/W#</b>	Indoor wireless sounder/flasher, battery not included.

# Air2-BS200

## Transceiver

Wireless transceiver with I-BUS interface for connection to Inim intrusion-control panels. The Air2-BS200/50 is capable of managing 50 devices (detectors and magnetic contacts) and 100 wireless keyfobs, the Air2-BS200/30 is capable of managing 30 devices (detectors and magnetic contacts) and 50 wireless keyfobs, whereas the Air2-BS200/10

is capable of managing 10 devices and 30 wireless keyfobs. The Air2-BS200 is also capable of managing up to 4 Aria/W keypads and 4 Hedera or Smarty/W sounder/flashers. Each signal can be mapped on one of the terminals available on the control panel, in the same way as each wireless keyfob can be mapped on one of the tags of Inim control panels.



### Main features

	BS200/10	BS200/30	BS200/50
Communication with wireless devices	Two-way		
Connection to control panel	4 wires via the I-BUS		
Manageable wireless field devices (magnetic contacts or detectors)	10	30	50
Manages wireless signals (inputs and outputs)	10 – simulates up to 2 Flex5 expansion boards	30 – simulates up to 10 Flex5 expansion boards	50 – simulates up to 10 Flex5 expansion boards
Wireless keys supported	30	50	100
Manageable keypads (Aria/W)	4		
Manageable sounder/flashers (Hedera and Smarty/W)	4		
Device mapping in control panel	On terminals		
Wireless key mapping in control panel	On tags and cards		
Protections	Anti-dislodgement and anti-opening		
Monitoring	Wireless-programmable Supervision Time		
Dimensions (HxWxD)	80 x 170 x 25 mm		
Weight	135 g		

# Air2-DT200T

## Wireless curtain detector

The Air2-DT200T is a wireless curtain infrared/microwave detector that, thanks to the combination of two sensors and digital signal analysis, provides precision sensing and tracking of motion in the protected area. The use of dual technology provides the highest sensitivity available whilst virtually eliminating false alarms. The temperature compensation feature allows the detector to adapt to almost all types of ambient conditions. The shock and tilt sensor protects the device against attempts to remove or open the detector enclosure, whilst the anti-masking function detects any kind of interference. Particularly suitable for doors and windows, Air2-DT200T is specially recommended choice for professional use. DT200T is available in brown or white.



### Main features

Communication with Air2-BS200 transceiver	Two-way
Digital signal analysis	Yes
Coverage range	3m
Protections	Anti-masking and inert-tamper
Motion tracking	Yes
Microwave frequency	K-Band
Temperature compensation	Yes
Bypassable LED	Yes
Pulse counter	Yes
Battery	CR17450
Battery life	3 years
Dimensions (HxWxD)	140x40x32
Weight	93g

### ORDER CODES

<b>Air2-BS200/50</b>	868Mhz transceiver (two-way), connects to I-BUS, manages up to 50 detectors, up to 100 wireless keyfobs.
<b>Air2-BS200/30</b>	868Mhz transceiver (two-way), connects to I-BUS, manages up to 30 detectors, up to 50 wireless keyfobs.
<b>Air2-BS200/10</b>	868Mhz transceiver (two-way), connects to I-BUS, manages up to 10 detectors, up to 30 wireless keyfobs.
<b>Air2-ANT100N/8</b>	868Mhz high-performance external antenna (1.5 mt. cable).
<b>Air2-DT200T/B</b>	Wireless dual technology curtain detector with anti-masking protection. White enclosure.
<b>Air2-DT200T/M</b>	Wireless dual technology curtain detector with anti-masking protection. Brown enclosure.



# Air2-KF100, Air2-Pebble and Air2-Ergo

Remote-control devices



Air2-KF100



Air2-Pebble



Air2-Ergo

Inim wireless remote controls are capable of notifying the user, by means of signaling LEDs, of the success of the requested operation thanks to two-way communication with the supervisor. The keyfob manages 4 buttons which can be programmed from the control panel. The remote-control keyfob will allow the user to arm and disarm the intrusion-control system, open a gate or switch on lights. The device provides audible and/or visual

confirmation of the successful outcome of the required command. These remote-control keyfobs are also equipped with a useful 'lock keyfob' feature which protects the device against the execution of commands caused by accidental pressure on the buttons. In addition to the classic easy-to-use KF100 keyfob are two latest generation devices that combine functionality and attractive design: Pebble and Ergo, available in different colours.

## Main features


	KF100	Pebble	Ergo
Communication with Air2-BS200 transceiver	Two-way		
Keys	4		
Buttons functions	Programmable as control-panel shortcuts (arm, disarm, arm in stay/away mode, output activation, etc.)		
Notifier LEDs	6, for reporting the result of the command sent		
Signal buzzer	Multitone		
Block/Unblock keypad	Yes		
Battery	CR2032		
Battery life	5 years		
Dimensions (HxWxD)	61x41x12 mm	69x42x15 mm	72x41x16 mm
Weight	17 g	21 g	25 g

## ORDER CODES

<b>Air2-KF100</b>	Two-way remote-control key with 4 buttons.
<b>Air2-PEBBLE/R</b>	Two-way remote-control key with 4 buttons, stylish design. Red colour.
<b>Air2-PEBBLE/G</b>	Two-way remote-control key with 4 buttons, stylish design. Gray colour.
<b>Air2-PEBBLE/A</b>	Two-way remote-control key with 4 buttons, stylish design. Airforce blue colour.
<b>Air2-PEBBLE/B</b>	Two-way remote-control key with 4 buttons, stylish design. White colour.
<b>Air2-ERGO/N</b>	Two-way remote-control key with 4 buttons, ergonomic design. Black colour.
<b>Air2-ERGO/B</b>	Two-way remote-control key with 4 buttons, ergonomic design. White colour.

# Air2-MC200

Wireless magnetic contact



The Air2-MC200 is a wireless magnetic-contact which integrates a tilt and shock sensor. Shock and tilt detection is achieved thanks to the use of the latest micro-electro-mechanical technologies that guarantee a very high degree of reliability combined with excellent programming flexibility. In fact, for both shock and vibration detection as well as for tilt detection it is possible to carry out extremely precise programming in order to adapt the operating capabilities of the device to the

specific needs of each individual installation. The tilt sensor detects tamper on the object it is firmly fixed to and is particularly suited to overhead and awning windows, thus avoiding the use of magnets. The Air2-MC200 is protected against tamper attempts and forced removal. The device uses separate channels for the different types of signalling, thus allowing precise identification of the alarm source. The reduced size of this device allows simplified installation and maintenance.



## Main features

Communication with Air2-BS200 transceiver	Two-way
Protections	Anti-dislodgement and anti-opening
Magnetic sensors	1
Shock/tilt sensor	1
Alarm signalling channels	Separate for magnetic sensor, shock/tilt sensor and tamper
Shock sensor sensitivity	16 programmable levels
Tilt sensor sensitivity	Programmable with a maximum angle of less than 5 degrees
Tilt delay signal	Programmable from 100ms to 2 minutes
Colours	White and Brown
Battery	CR2
Battery life	4 years
Dimensions (HxWxD)	58x35x23 mm
Weight	50 g

## ORDER CODES

**Air2-MC200B** Wireless magnetic contact with integrated shock and tilt sensor. White colour.  
**Air2-MC200M** Wireless magnetic contact with integrated shock and tilt sensor. Brown colour.



# Air2-MC300

Wireless magnetic contact with two I/O terminals



Defining this device as a magnetic contact is somewhat reductive. Besides providing two positions for the magnet, 90 degrees one from the other for device placement optimization, the MC300 provides 2 terminals which can be configured individually as input or output. Configuring the terminals as inputs allows management of standard zone balancing (NO, NC, single balancing, double balancing) and also direct interfacing with roller blind and shock sensors. Configuring the terminals as outputs grants access to a 50mA open-collector output. Alarms deriving from magnetic

contacts and distinctly from the two terminals are signalled separately on the control panel. For each device it is possible to activate an option that transforms the unused magnetic contact, of the two on the MC300, into a magnetic anti-tamper device. In this way, it will be capable detecting tamper attempts using magnets. The device is protected against dislodgement and open-cover tamper. MC300 is available in brown or white.

### Main features

Communication with Air2-BS200 transceiver	Two-way
Protections	Anti-dislodgement and anti-opening
Magnetic sensors	2 x 90° usable individually or in pair
Terminals	2 individually programmable as input or output
Balancing on terminals	Managed on N.O., N.C. terminals, single or double balancing
Management of roller blind and shock detectors	Yes, on both terminals
Alarm signalling channels	Separate for magnetic sensors, first terminal and second terminal
Colours	White and Brown
Battery	Alkaline, AA – Stilo 1.5V
Battery life	4 years
Dimensions (HxWxD)	108x26x26.5 mm
Weight	80 g

### ORDER CODES

- Air2-MC300B** Magnetic contact (two-way) with 2 inputs/outputs (wireless expansions). White colour.
- Air2-MC300M** Magnetic contact (two-way) with 2 inputs/outputs (wireless expansions). Brown colour.

## Air2-FD100

Wireless smoke detector



Air2-FD100 smoke detector allows you to add the possibility of providing indications regarding the presence of smoke in the environment to the Inim intrusion control panel. This device greatly enhances the capacity of any home security system. Air2-FD100 provides unique features. In fact, it can verify the level of contamination (dust) inside the optical chamber and signal the need for cleaning. The analogue values regarding the level of contamination in the optical chamber are shown on the keypad. The state-of-the-art detection technology used in the Air2-FD100 is typical of the technology-driven environment of Inim's entire range of fire detection devices. This technology provides

you with 4 programmable levels of smoke-detection sensitivity (0.08dB/m to 0.15dB/m).

The Air2-KF100 is equipped with a tri-colour LED (green, yellow and red) which signals the normal operating status of the device, low battery status, contamination in the optical chamber, alarm and fault conditions. THIS device provides an option which disables the visual signals on the LED.

You can configure all the device parameters, such as sensitivity, via the wireless network without the need for direct intervention on the device itself.

### Main features

Communication with Air2-BS200 transceiver	Two-way
Protected against dislodgement	From its base
4 programmable levels of sensitivity	0.10dB/m (pre-set mode) – 0.10dB/m – 0.10dB/m – 0.10dB/m
Signalling LED	3 colours (Normal operating status, fault, contamination in the optical chamber, low battery, alarm)
Option	To disable LED signalling
Battery	CR17450
Battery life	3 years
Dimensions (HxWxD)	60x114 mm (with base)
Weight	160g (with base and without battery), 182g (with base and battery)

Note: With the use of Air2-FD100, Inim intrusion control panels cannot be considered fire detection systems.

### ORDER CODES

**Air2-FD100** Two-way wireless smoke detector for Inim systems.



Air2-XIR200W  
Air2-XDT200W

Air2-XIRP200W  
Air2-XDTP200W



Wireless volumetric motion detectors for indoor use



Air2-XIR200W and Air2-XDT200W are volumetric detectors from Inim's XLine series, particularly suitable for professional indoor applications with two-way wireless transmission system. Air2-XIR200W is a passive infrared detector (PIR). Its technology is based on digital signal analysis, a dual pyroelectric element capable of detecting infrared radiation. It provides precision motion sensing in the protected area and, thanks to the programmable pulse count feature, high false alarm immunity. The temperature compensation feature allows the detector to adapt to the conditions of its environment, while the shock and tilt sensor protect it against tamper attempts.

Air2-XDT200W has the same design features but is a dual technology detector, microwave and IR. The security measures included in the Air2-XDT200W are completed by the anti-masking function made available by the microwave sensor. Air2-XIRP200W and Air2-XDTP200W are volumetric detectors with wireless transmission system. They have characteristics equal to Air2-XIR200W and Air2-XDT200W, but are equipped with 'Pet Immune' technology, which prevents the triggering of alarms in the presence of animals up to 25Kg.

#### Main features

	Air2-XIR200W / Air2-XIRP200W	Air2-XDT200W / Air2-XDTP200W
Communication with Air2-BS200 transceiver	Two-way	Two-way
Digital signal analysis	Yes	Yes
Coverage range	12m	8m
Protections	Inertial tamper protection	Inertial tamper protection; anti-masking function MW
Temperature compensation	Yes	Yes
Bypassable LED	Yes	Yes
Pulse counter	Yes	Yes
Battery	CR17450	CR17450
Microwave frequency	-	K-Band
Battery life	3 years	3 years
Dimensions (HxWxD)	120x60x44	120x60x44
Weight	98g	102g

#### ORDER CODES

<b>Air2-XIR200W</b>	Wireless digital PIR detector 12m volumetric coverage.
<b>Air2-XIRP200W</b>	Wireless digital Pet Immune PIR detector 12m coverage.
<b>Air2-XDT200W</b>	Wireless digital dual technology detector 8m coverage.
<b>Air2-XDTP200W</b>	Wireless digital Pet Immune dual technology detector 8m coverage.



## Air2- UT100

### Universal transceiver

The UT100 is useful in applications that require the transmission of wireless signals from a generic source to the Inim control panel. The UT100 has a normally closed input that transmits a wireless alarm signal when it becomes unbalanced. And, provides an additional normally closed input for the connection of tamper contacts. The UT100 is also equipped with a bypassable inertial tamper protection. If the device is moved or disturbed it will send a tamper signal to the Air2-BS200 transceiver that will then be forwarded to the Inim control panel. The board is capable of powering

external devices @3V through an appropriate power output. If external loads are applied, it is necessary to take into account the extra current draw when gauging the battery life. The UT100 is an extremely practical device that is particularly suited for perimeter protection. Hardwiring perimeter devices to carry alarm and tamper signals to the control panel is both time-consuming and costly, the UT100 is the perfect solution. Alarm and tamper signals carried from perimeter protection devices to a UT100 will be transmitted to the control panel by wireless transmission.



#### Main features

Communication with Air2-BS200 transceiver	Two-way	Batteries	CR17450 (2)
Alarm input	1	Battery life	4 years
Tamper input	1	Dimensions (HxWxD)	20x100x40mm
Power output	3V	Weight	24g
Protections	Inertial tamper protection		

## Air2-OTT100W / Air2-ODI100W

### Outdoor wireless detectors

Air2-OTT100W and Air2-ODI100W are wireless detectors suitable for outdoor installations. OTT100W is a triple technology detector equipped with two infrared sensors and a microwave sensor, whose action combined with programmable functions ensures high immunity to false alarms. ODI100W is a dual technology infrared detector. Both devices are equipped with a horizontal range adjustment mechanism which also permits micrometric adjustment of the lower beam and provides, by means of the selection of the operating-mode, advanced signal processing with impressive

catch performance and excellent immunity to false alarm sources such as pets. Besides the anti-opening and anti-dislodgement protections the OTT100W and ODI100W include a vibration and tilt sensor for high-level protection against tamper attempts. The heavy-duty casing in polycarbonate has IP44 grade protection and is equipped with a UV ray resistant Fresnel lens. The vast range of adjustment possibilities provide these wireless detectors with high flexibility and reliability and ensure they are capable of responding to the various protection requirements of outdoor installations.



#### Main features

Communication with Air2-BS200 transceiver	Two-way	Protection rating	IP44
Digital signal analysis	Yes	Battery	CR17450 (2)
Range	3÷12m	Battery life	4 years
Horizontal cover	60°	Dimensions (HxWxD)	189x70x100
Protections	Anti-dislodgement and anti-opening; Shock/tilt sensor	Weight	450g
Bypassable LEDs	Yes		

#### ORDER CODES

<b>Air2-UT100</b>	Universal wireless transceiver.
<b>Air2-OTT100W</b>	Wireless triple technology detector for outdoor installation.
<b>Air2-ODI100W</b>	Wireless dual PIR detector for outdoor installation.
<b>OTTBK200</b>	Stainless steel mounting bracket kit, 2 'U'-shaped brackets and 1 'L'-shaped bracket.
<b>OTTCV100</b>	Weather proof cover.

# SmartLink Advanced

Telephone dialer over the PSTN line, GSM/GPRS network as well as a reserve telephone line generator



The SmartLink series of telephone dialers has represented a revolutionary communication tool for the market, offering high safety performance to the end user, as well as simplicity and flexibility of installation/programming for the installer. SmartLink Advanced is another step forward in a historical segment of security communications, anticipating the needs and technologies of the modern security and connectivity. SmartLink Advanced is the answer to the connectivity needs of GSM and PSTN networks that the installer is called on to satisfy. The device is capable of generating a reserve telephone line when the PSTN is unavailable, as well as operating as a GSM voice dialer with 100 pre-recorded messages customizable by means of text-to-speech software or .wav file. In fact, the new hardware (for P and GP versions) integrates a powerful voice board capable of storing 15 minutes of speech and 100 messages. Moreover, the SmartLink Advanced is capable of sending SMS messages over the GSM network, in both manual and automatic mode. Automatically generated texts can be modified through the software editor. It also operates as a dual-net digital GSM and PSTN dialer and can transmit information to alarm receiving centres via the most widely used protocols, such as Contact-ID (PSTN) or standard SIA-IP (GPRS). For remote control (up to 200 telephone numbers can be enabled on the white-list), the SmartLink Advanced offers an answerphone with a voice guide similar to that on Inim intrusion control panels. It also provides all the functions related to activation of scenarios, home-automation and intrusion control via SMS, with the added assurance of command feedback (ring or SMS message). The new generation

technologies integrated in the SmartLink Advanced allow you to select the best provider even before purchasing the SIM card (EasyScan function). These technologies also allow you to be sure that your system is protected against intentional or unintentional jamming that can disrupt wireless transmission and inhibit the GSM signal. Thanks to the up-to-the-minute technology of the new GSM module, the SmartLink Advanced takes full advantage of Roaming services through a single SIM card, thus allowing the end-user to avoid buying other SIM cards for the device. In this way, it is possible to achieve the best possible connection at all times. Between two SmartLink Advanced devices it is also possible to create a link for periodic checks and management of the continuity of the devices themselves. Another useful aspect of the SmartLink Advanced is that it is capable of managing the GPRS channel for its own remote management and programming. This feature allows users to access the device through the Internet: to activate the GPRS channel of the GSM network, just insert an Internet enabled SIM. The installer can activate the GPRS connection by sending an SMS message containing valid credentials. The SmartLink Advanced will connect to the IP address previously programmed for the device. If the installer is on the move and thus the Connection IP address is different from the programmed one, it is possible to send the device an SMS message containing valid credentials and the IP address the SmartLink Advanced must connect to. By means of new programming and control software, it is now possible to obtain remote access to all the device functions in a simple, fast and secure way.



## Hardware features

	P model	G model	GP model
Reserve line generator		•	•
Input/Output terminals (Patent pending)	5	5	5
Input terminals programmable as NO, NC, single and double termination	•	•	•
Output terminals programmable as NO, NC, bistable and pulse	•	•	•
Programmable via USB	•	•	•
On-board voice module with 15 minutes	•		•
Auxiliary current output (400mA fuse protected)	•	•	•
Open-panel tamper protection and connection terminals for external device	•	•	•
Metal enclosure	•	•	•
External power supply	•	•	•
Battery supervision (level, efficiency, connection)	•	•	•
Deep discharge shutdown	•	•	•
Battery housing	12V 1.2Ah	12V 1.2Ah	12V 1.2Ah
Operating voltage	13.8Vdc – 650mA	13.8Vdc – 650mA	13.8Vdc – 650mA
Dimensions (HxWxD)	220x133x55 mm	220x133x55 mm	220x133x55 mm
Weight (Kg)	0.9	0.9	0.9

## Operating features

Intrusion-control function	•		•
500 event memory (non-volatile)	•	•	•
GSM/GPRS voice and digital dialer		•	•
PSTN voice and digital dialer	•		•
SMS dialer over GSM network		•	•
Manages DTMF commands over GSM network with or without code entry		•	•
Manages DTMF commands over PSTN line with or without code entry	•		•
GSM network or PSTN line priority selection		•	•
Fault signalling (battery, PSTN line down, output trouble)	•	•	•
Diverts incoming SMS texts		•	•
Actuator with Caller ID recognition		•	•
Manages SMS commands after recognition of Code or Caller ID		•	•
SMS command-received feedback (ring or SMS message)		•	•
Telephone numbers for dialer functions (voice and digital)	15	15	15
Pre-defined SMS messages for event signalling (customizable)		100	100
Sends dialer calls for each event over PSTN or GSM network		•	•
On-card voice messages (up to 15 minutes) recordable by means of text-to-speech software or .wav file	100		100
Programmable periodic events	3	3	3
Manages remote programming/monitoring over GPRS		•	•
Manages supervision over GPRS		•	•
Manages SIA-IP and transmits information to alarm receiving centres via the most widely used protocols		•	•
Answerphone function with voice menu	•		•
Manages and signals Roaming status		•	•
EasyScan function for best provider selection		•	•
Jamming detector		•	•
Supervises periodic check between 2 SmartLink Advanced devices		•	•
Manages up to 200 action-associated numbers (white-list) via Caller ID or SMS message recognition		•	•
Automatic SIM card credit inquiry with programmable threshold		•	•

## ORDER CODES

<b>SmartLinkAdv/P</b>	Voice and digital dialer over PSTN line.
<b>SmartLinkAdv/G</b>	Reserve line generator and dialer over GSM/GPRS network.
<b>SmartLinkAdv/GP</b>	Reserve line generator and dialer over GSM/GPRS network and PSTN line.
<b>SmartLink/REM-ANT</b>	Remote GSM antenna with magnetic base (3 mt. cable).
<b>IPS12015</b>	Optional power supply, 1A @ 14Vdc.
<b>LINKUSBAB</b>	USB cable link between PC and SmartLink Advanced devices.
<b>GSM-ANT100B</b>	GSM high-performance antenna (2 meters cable).
<b>GSM-ANT200N</b>	Remote GSM high-performance antenna (2 meters cable).

# SmartLevel

## Power-supply stations



SmartLevel is the solution to all ancillary power requirements. The control board of this device is compliant with EN50131-6. Therefore, it can be installed in installations certified in accordance with EN50131, security grade 3.

SmartLevel is available in two models:

- the SPS12060XG3 is capable of supplying up to 3.7A @ 13.8V and provides housing for 12V-7Ah battery
- the SPS12160XG3 is capable of supplying up to 6.2A @ 13.8V and provides housing for 12V-17Ah battery

Both models provide 3 ancillary power outputs, each with short-circuit protection and a current limit of 1.35A.

The electronic board and the internal switching power-supply module can maintain under charge and supervised the batteries located in the enclosure.

### Main features

	SPS12060XG3	SPS12160XG3
Internal switching power-supply module	3.7A @ 13.8V	6.2A @ 13.8V
Input voltage	230Vac -15% +10%, 50-60Hz	230Vac -15% +10%, 50-60Hz
Stability	higher than 1%	higher than 1%
Ancillary power outputs, each short-circuit protected and 1.35A current limited	3	3
Integrated battery charger	Yes	Yes
Batteries supervision	Yes	Yes
Tamper/Fault signalling relay output	Yes	Yes
Open-collector outputs for fault signalling	2	2
Battery housing	7Ah	17Ah
Dimensions (HxWxD)	305x220x80 mm	500x380x95 mm
Weight (without battery)	1.5 kg	2 kg

### ORDER CODES

- SPS12060XG3** Power-supply station 2.5A + 1.2A, 13.8V with battery charger.  
**SPS12160XG3** Power-supply station 5A + 1.2A, 13.8V with battery charger.

## Power-supply modules and boxed power supplies

Inim offers two switching power supply/battery charger units: the 3A model and the 5A model. Each model is available in an 'in-box' version. The device comprises a switching power supply module housed in a metal casing that accommodates two 12V batteries. It is an ideal solution for all that installations where it is

not essential to supervise all the power supply parts. All models provide a thermal probe input. This device protects the batteries against overheating and consequent permanent damage by measuring the battery temperature and regulating the power supply output voltage accordingly.



### IPS12060G / IPS12060S

#### Power-supply module – 3.7A and 3A

Input voltage: 230Vac -15% +10%, 50-60Hz
Absorption from mains: 0.5A
Output voltage: 13.8Vdc
Maximum output current: 2.5A+1.2A (G model); 3A (S model)
Stability: higher than 1%
Over-voltage protected
Short-circuit protected
Output voltage variations based on temperature (manages ProbeTH thermal probe)
Separate battery charger circuit (G model)
2 OC fault outputs (G model)
3 signalling LEDs (G model)
Metal casing

### BPS12060G / BPS12060S

#### Switching power-supply in metal enclosure – 3.7A and 3A

Battery housing for two 7Ah, 12V batteries
Dimensions (HxWxD): 325x325x80mm
Weight (without batteries): 3Kg

### IPS12160G

#### Power-supply module – 6.2A

Input voltage: 230Vac -15% +10%, 50-60Hz
Absorption from mains: 1.1A
Output voltage: 13.8Vdc
Maximum output current: 5A + 1.2A for battery charge
Stability: higher than 1%
Over-voltage protected
Short-circuit protected
Output voltage variations based on temperature (manages ProbeTH thermal probe)
Separate battery charger circuit
2 OC fault outputs
3 signalling LEDs
Metal casing

### BPS12160G

#### Switching power-supply in metal enclosure – 6.2A

Battery housing for two 17Ah, 12V batteries
Dimensions (HxWxD): 497x380x87mm
Weight (without batteries): 6Kg

## ProbeTH

By adding the thermal probe (optional) to the control panel/power-supply station, it is possible to adapt the battery charge voltage to their temperature, ensuring an improved battery charge process and longer battery life. The

Thermal Probe protects the batteries against overheating and consequent permanent damage by measuring the battery temperature and regulating the power supply output voltage accordingly.



## ORDER CODES

<b>BPS12060S</b>	Switching power-supply in metal enclosure, 3A, 13.8V.
<b>BPS12060G</b>	Switching power-supply in metal enclosure, 2.5A + 1.2A, 13.8V, with separate battery charger.
<b>BPS12160G</b>	Switching power-supply in metal enclosure, 5A + 1.2A, 13.8V, with separate battery charger.
<b>IPS12060S</b>	Power-supply module, 3A, 13.8V.
<b>IPS12060G</b>	Power-supply module, 2.5A + 1.2A, 13.8V, with separate battery charger.
<b>IPS12160G</b>	Power-supply module, 5A + 1.2A, 13.8V, with separate battery charger.
<b>ProbeTH</b>	Thermal probe.

# Prime/STUDIO

Programming and control software for Prime intrusion-control panels



Prime/STUDIO is the programming and control software for Prime series intrusion control panels.

Contemporary customizable graphics, ease and power of use of the data setting and diagnostic tools are the cornerstones around which Prime/STUDIO was conceived and designed.

As well as the copy-paste functions, an absolute innovation is the effective multiple programming of objects when many identical parameters are present: in fact, it is possible to select zones, codes, partitions, events, etc., and program all of the common parameters in one go. For each object it is also possible to access directly the programming of the events it can generate and, in the same way, return directly to the object that was being programmed. Ease of use and the time saving features are truly remarkable. The diagnostics of the entire Prime/STUDIO installation can truly make the difference: in fact, it provides a complete, clear and interactive view of the status of all the system components. IT is also possible to view in real-time the status of the zones, partitions, outputs, etc; for GSM devices it is possible to view the strength of GSM signal reception, the network the devices are connected to and the presence of any faults; for all

the devices it is possible to check their presence, supply voltage and version. Even the diagnostics of wireless subsystems is also particularly detailed: it is possible to check the wireless signal strength on each specific device, the battery-charge level and the level of electrical noise present in the environment in order to evaluate the device placement.

The Prime/STUDIO interfaces with the control panels via local LAN as well as through GSM/GPRS devices. Remote programming is possible and the Cloud offers many advantages: regardless of where the installer is located, as long as there is access to the Internet, it will be possible to program all installations through the Installer's Cloud account without the worry of programming the network. Through Prime/STUDIO the installer can save solutions in the Cloud and thus create a real backup database.

In addition to the control panel Installation, Programming and User Manuals, Prime/STUDIO also contains the firmware updates of the control panel and the PrimeLAN board.

For all registered installers, Prime/STUDIO is freely downloadable from the reserved area of the [www.inim.biz](http://www.inim.biz) portal.

# SmartLeague

Programming and management software for Inim devices



SmartLeague is the application packet for the programming and control of Inim products. The packet contains distinct applications which, however, maintain the same operating and interface modes. The applications contained allow you to manage the Inim intrusion-control panels, GSM communicators of the SmartLink series, fire-detection panels of the SmartLine, SmartLight and SmartLoop series. A single software packet for all programming needs. The system programming and start-up phases take up a large part of the installer's time at the installation site. More and more of these phases are carried out with the help of a PC. With this in mind, Inim's R&D professionals set out to create a software program that would greatly simplify system programming and diagnostics. This was achieved by adopting a 'visual' approach to these tasks. In fact, while making the 'classic' programming grids available, the installer can alternatively program the system by clicking on the elements of the system itself to obtain contextual menus or suggestions. For example, the task of moving a detector from one terminal to another can now be done by simply clicking-on the detector and 'dragging it' to another terminal. Additionally, during the system programming process, you will have the help of the device instructions, which can be consulted by clicking on the wiring diagrams on the display. The programming process is further simplified by a powerful copy & paste option. This option is useful when you are dealing with a large number of elements (zones, partitions, events, timers, etc.) of the same type. In such cases, all you need to do is configure one element and then copy its profile onto all the others, thus saving you a considerable amount of time. With

regard to diagnostics, SmartLeague can really make a difference. SmartLeague provides a clear and interactive view of the system status. For GSM devices, the information provided in real time includes the GSM signal level, the telephone network to which you are connected, any faults present, etc.

When the SmartLeague is used for the diagnostics of an Inim system, in detail information regarding the status of the system is obtained. Therefore, you can check the status of the zones, partitions, timers, peripherals and all other system elements. Even the diagnostics of wireless subsystems is notably thorough and allows you to check the wireless signal strength on each specific device whilst at the same time check the level of white noise in the ambient where the device is placed. This feature is extremely useful during wireless-device placement. SmartLeague is also attentive to more complex structures that require data import or export between various PCs or to guarantee different access levels to users. For these reasons Inim has integrated data management and control tools of the access levels. The software is open to all communication channels. SmartLeague is not limited to the management of a local RS232 interface, it also allows programming and control operations over the PSTN network via the Internet through a SmartLAN series network board. For registered users, the software can be downloaded, free of charge from the Inim website.

SmartLeague can also connect to the control panel via the Inim Cloud. This makes remote programming and control possible, as well as the saving and reading of solutions and the creation of a backup database. Everything across the Cloud.

# Sol/STUDIO

Programming and control software for Sol intrusion-control panels



Sol/STUDIO is the programming and control application for Sol wireless intrusion control panels. Contemporary graphics, ease and power of use of data setting and diagnostic tools are the cornerstones around which Sol/STUDIO was conceived and designed: for a completely new wireless control panel. The entire section dedicated to the devices has been particularly taken care of and renewed: dedicated and clear sections for device enrolling, programming and management. A newly created Wizard provides a guided tour of the programming section and allows the installer, via simple questions, to set up the basic system parameters in sequence.

As well as the copy-paste functions, an absolute innovation is the effective multiple programming of objects which have various parameters in common: it is possible to select zones, codes, partitions, events, etc., and program all of the common parameters in one go.

For each object it is also possible to access directly the programming of the events it can generate and, in the same way, return directly to the object that was being programmed. Ease of use and the time saving features are truly remarkable. The diagnostics of the entire Sol/STUDIO installation can truly make the difference: in fact, it provides a complete, clear and interactive view of the status of all the system components. It is also possible to view in real-time the status of the zones, partitions, outputs, etc; for GSM devices it is possible to view the strength of GSM signal reception, the network the devices are connected to and the presence of any faults.

There are many ways of enrolling wireless devices: using the classic ENROLL button on the devices; by means of the QR-

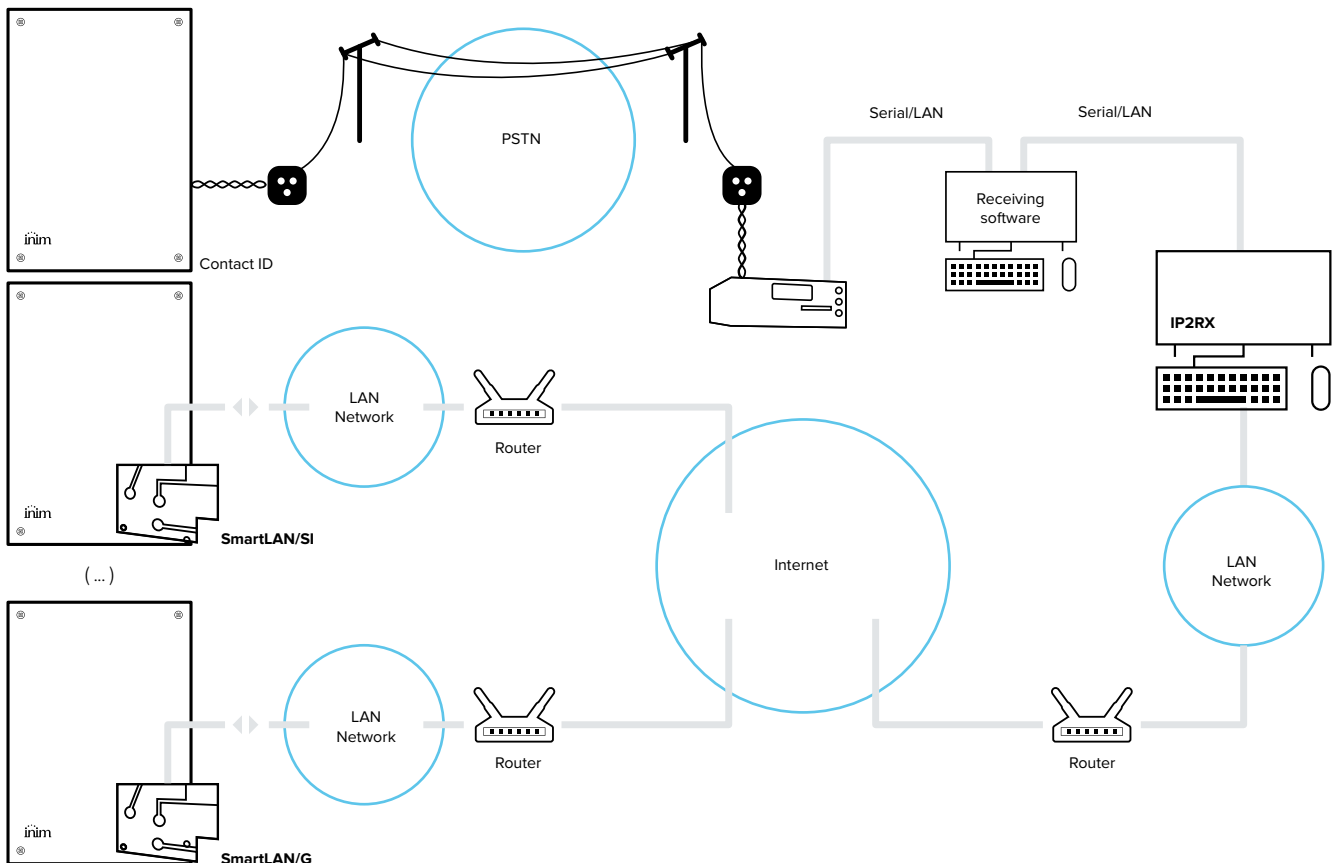
code present not only on detectors but also on wireless-control devices, Aria/W keypads and Hedera sounders/flashers; in combination with the InimTechSecurity application and QuickGO technology and making use of a camera (PC or external). Enrolling wireless devices is really quick and easy. Even the diagnostics section has been extensively taken care of: it is possible to check the wireless signal strength on each specific device, the battery-charge level and the level of electrical noise present in the environment in order to assess the device placement.

Sol/STUDIO interfaces with Sol panels using multiple channels: via USB on the control panel board, using the optional module Sol-Lan/S for wired LAN connection, using the Sol-WiFi module for WiFi connection, using Sol-3G for connection to GSM or HDSPA networks with 2G and 3G technologies. Remote programming is possible and the Cloud offers many advantages: regardless of where the installer is located, as long as there is access to the Internet, it will be possible to program all installations through the Installer's Cloud account without the worry of programming the network. Through Sol/STUDIO the installer can save solutions in the Cloud and thus create a real backup database. In addition to the control panel Installation, Programming and User manuals, Sol/STUDIO also contains a section for updating the firmware of the entire Sol system. All registered installers can download Sol/STUDIO free of charge from the reserved area of the [www.inim.biz](http://www.inim.biz) portal and assess its functions. However, only installers who have purchased the Sol control panel from an authorized INIM dealer located in the same region as the installer company can effectively connect it to the control panel.



# IP2RX

IP interfacing software between intrusion-control panels and Alarm Receiving Centres



The IP2RX is an advanced software application which allows traditional alarm receiving centres (ARCs) to receive IP communications from Inim intrusion-control panels. This innovative software application transforms traditional ARCs (using PSTN landlines) into IP-capable ARCs. By operating as a 'service,' that is as an application capable of running in the background on the PC, the presence of an operator is not necessary for its operation. The application can be installed on either a dedicated computer or on the computer which runs the ARC supervisory software.

The IP2RX receives SIA-IP signals over the Internet from intrusion control panels and converts them into comprehensible protocol signals for ARC supervisory software (for example, Ademco or Contact-ID protocols). In this way, the alarm receiving centre will be able to continue using the same supervisory software which, thanks to the IP2RX application, will also be able to receive signals transmitted over the Internet. The IP2RX allows you to create a list of supervised systems ('Accounts') and to configure the typical parameters of each one, for example, the supervision time with which the existence and functionality of the

IP connection between the control panel and the alarm receiving centre is checked. Furthermore, you can establish which channels each account will use to receive data: LAN (SmartLAN/SI or SmartLAN/G) or the GPRS channel (Nexus/G). It is also possible to receive data from both communication channels. The IP2RX is also capable of detecting Internet connection errors and of signalling them instantly to the ARC supervisory software, in such a way as to prompt immediate intervention for the restoration of connectivity. Additionally, the IP2RX allows you to create a customized outgoing protocol. This feature allows the IP2RX to be easily integrated into ARCs with proprietary protocols. In brief, the IP2RX software application is capable of translating SIA-IP protocol, sent by Inim control panels via SmartLAN/SI, SmartLAN/G, PrimeLAN and Nexus/G devices, into a comprehensible protocol for ARC supervisory software. The simplicity of this application makes it a flexible and cost-efficient tool for the supervision of all installations and, moreover, allows you to avoid spending on obsolete yet very costly receivers.

## ORDER CODES

**IP2RX** Software application for the conversion of SIA-IP protocols to other reporting formats.

## SmartLook

Supervisory software



SmartLook is a software package for the centralized supervision and management of Inim's fire-detection and intrusion-control systems. It offers a vast application spectrum. Its modularity makes it ideal for industrial, commercial, home-automation and residential applications. A typical application is the centralized-supervision of several installations stationed in separate buildings or even different locations. Other classic applications are hotel receptions, congress centres, shopping malls and places where the constant supervision of a fire/security system allows operators, with the help of the essential information and a plan of action, to provide prompt response to alarm events. The SmartLook software program, thanks to its user-friendly interface is also capable of playing a key role in home-automation installations. In fact, when the SmartLook is combined with the management of the Inim intrusion-control panels, the PC can actually become house manager and take full advantage of the real potential of the control panels. For this purpose, it is possible to obtain the 'lite' Intrusion licence which allows you to manage an intrusion-control panel with all its functions. SmartLook is a monitoring software based on graphic maps. The graphic maps are linked together in a 'tree' structure. Each map accepts an arbitrary number of objects. An object can be an element to be supervised (detectors, partitions, zones, outputs, etc.), a link to another map, a connection to a web page (VCR web interface)

or a command button, possibly with access level control. The system allows you to choose from three different notification levels for each event. The third notification level displays a fully-configurable page using HTML language (HyperText Markup Language). This makes the system completely configurable and consents to the insertion, for example, of Java applets which allow the operator to view the streaming of an IP camera. The operator can interact with the system in real-time. In intrusion-control systems, for example, it will be possible to check the status of inputs, activate outputs, carry out arm, disarm, bypass operations, etc. SmartLook integrates video functions that allow the integration of cameras and DVR with web interface on the IP network. The SmartLook software is capable of importing the system configuration by reading it directly from the control panel, or by importing it from the SmartLeague software database, thus greatly reducing the time required for programming. The system provides uncomplicated self-diagnosis functions which allow the operator to verify the status of communication between the software and control panels. It is also capable of managing different access levels. The SmartLook software comprises two separate applications. One which allows the installer to configure the system and the other, dedicated to the user, which provides all the necessary supervisory functions.

### Technical specifications

Minimum hardware requirements	Pentium 4 processors (3.2 GHz) / Ram 2 GB / Audio board
Operative system superior	Windows® 2000 Professional with Microsoft® Data Access Component (MDAC) 2.8 or higher / Windows® XP, XP 64 / Windows® Vista, Vista 64 / Windows® Seven, Seven 64 / Windows® 8, 8 64 / Windows® 8.1, 8.1 64 / Windows® 10, 10 64
Required hard disk space	500 MB
Maximum number of supervised control panels	25
Supervisory interface	RS232, Ethernet
Access levels	Standard User, Supervisor, Administrator
Supported video resolutions	800x600, 960x600, 1024x600, 1024x640, 1024x768, 1152x964, 1280x720, 1280x768, 1280x800, 1280x960, 1280x1024


### ORDER CODES

- SmartLook/F01L** Fire Licence 'lite' – Licence for the management of one SmartLoop or SmartLine fire-detection control panel. Non-expandable licence.
- SmartLook/F01E** Licence for the management of one SmartLoop or SmartLine fire-detection control panel. Expandable licence.
- SmartLook/F02E** Licence for the management of two SmartLoop or SmartLine fire-detection control panels. Expandable licence.
- SmartLook/F05E** Licence for the management of five SmartLoop or SmartLine fire-detection control panels. Expandable licence.
- SmartLook/F10E** Licence for the management of ten SmartLoop or SmartLine fire-detection control panels. Expandable licence.
- SmartLook/I01L** Intrusion Licence 'lite' – Licence for the management of one Inim intrusion-control panel. Non-expandable licence.
- SmartLook/I01E** Licence for the management of one Inim intrusion-control panel. Expandable licence.
- SmartLook/I02E** Licence for the management of two Inim intrusion-control panels. Expandable licence.
- SmartLook/I05E** Licence for the management of five Inim intrusion-control panels. Expandable licence.
- SmartLook/I10E** Licence for the management of ten Inim intrusion-control panels. Expandable licence.

\* Microsoft® and Windows® are the registered trademarks of Microsoft Corporation.

## KB100

Wall-mount bracket and terminal board for Concept and nCode keypads



The KB100 kit allows you to wire the Concept and nCode keypads using 6 installation-friendly terminals instead of the usual 6-wire method. The KB100 optional kit includes a board that

provides six terminals for wiring and a plastic bracket where the board can be housed.

### ORDER CODES

**KB100-N** Black wall-mount bracket and terminal board for the keypad.

**KB100-B** White wall-mount bracket and terminal board for the keypad.



#### AUXREL32 – Relay and power supply distribution board

Provides 2 relays which can be driven separately by 2 open-collector outputs. Additionally, this board is capable of power distribution on 3 heat-fuse protected outputs. The metal enclosure for Inim control panels provides for the fitting of this board.



#### REL1INT – Single relay board

Transforms an open-collector output into a dry contact. Operates at 12 or 24V (selected by means of a jumper). Provides 4 screw locations. Board dimensions: 45x35 mm.



#### STD241201 – Step-down power-supply module from 24Vdc to 12Vdc

Current reducer from 24V to 14V, ideally suited to drive the 12V devices (outdoor sounder/flashers, dialers, etc.) of fire-detection control panels. Based on switching technology, this highly efficient device produces low heat output. Maximum output current 1A.



#### LINK232F9F9

RS232 cable link between PC and Inim devices.



#### LINKIBUS

Temporary cable link for I-BUS.



#### LINKUSBAB

USB cable link between PC and Inim devices.



#### TAMPERNO

Dislodgement tamper-protection device for SmartLiving and Prime control panels.



#### LINKUSB232CONV

RS232-USB convertor cable with adaptor.



#### ProbeTH

Thermal probe for battery-charge optimization.

# AlienMobile and AlienMobile+

## User App



The current technological panorama is populated by an ever more attentive average user with regard to mobile connectivity and interactivity.

Nowadays, users perceive smartphone and tablet Apps as being the quickest and easiest way of accessing content, information and functions. It is within this framework that Inim developed the AlienMobile App, which fully satisfies the need for an application that delivers 360 degree connectivity for Inim systems.

The AlienMobile App provides the same interface of Alien keypads on smartphones and tablets, and allows users to manage the intrusion control system and remotely manage home and office by issuing intrusion and home automation commands on their mobile devices, regardless of the time of day or where they happen to be. The configuration of AlienMobile with the control panel is simple and straightforward. By presenting the same interface as the Alien touchscreen and SmartLan/G web-server, Inim completes a coordinated ecosystem of interfaces which allow the user to navigate in an immediately recognizable environment with familiar, easy-to-use commands. The AlienMobile App fits different screen sizes, automatically control screen rotation horizontally or vertically and has a smart up-to-the-minute design. The App is available in two versions: AlienMobile (totally free), which allows the management of an installation with its basic functions, ideal for those who have not special needs or complex systems, and AlienMobile+, with all features available and really complete capabilities.

It offers a complete set of functions that with a few touches

allows users to arm/disarm the intrusion control system, access customized scenarios, make status enquiries, access the events log, switch on air-conditioning, sprinkler systems and lights and much more. The application allows easy management of Inim systems. Thanks to its multi-system management capabilities, it is possible to control and interact with many installations, without limitations. In this way you can control all of your systems (home, office, company premises and so forth) in a unified way. AlienMobile+ offers the chronothermostat function, that allows control of up to 15 thermal zones – and also manages security cameras.

It allows interaction with security cameras and control of movement, it provides a multi-viewing function (up to 4 security cameras at once) and is capable of being associated with various security cameras on assorted Inim control panels. Additionally, SMS management allows the synchronization of messages configured in the control panel and their forwarding as commands via App. But there's more.

With AlienMobile+ users can access the Inim Cloud services, by obtaining so the possibility to receive push notifications related to alarm, faults, arming/disarming and connection status. Connecting to the Cloud is simply done by using the user ID and password used for accessing the Inim Cloud. AlienMobile and AlienMobile+, with their interface with large, intuitive, easy-to-use icons, are available on Google Play for Android Systems and on App Store for iPhone and iPads.



Main features

	AlienMobile	AlienMobile+
Scenario management	Yes	Yes
Zone management	Yes	Yes
Partition management	Yes	Yes
Home-automation commands	Yes	Yes
Control panel management	Cloud and P2P	Cloud and P2P
N. of control panels manageable	Unlimited	Unlimited
Chronothermostat function	-	Yes
Camera management	-	Yes
SMS Commands	Yes	Yes
Push notifications	-	Yes (with Inim Cloud)



Apple and the Apple logo are trademarks of Apple Inc., registered in the U.S. and in other countries. iPhone is a registered trademark of Apple Inc.; Apple Store is a registered service of Apple Inc. Google Play and Android are registered trademarks of Google Inc.

# InimHome

User App



InimHome is the App dedicated to the end user for remote control of their home and any other property via smartphone or tablet. Worthy heir to the AlienMobile user App, InimHome offers the same much appreciated home-automation and intrusion control features as AlienMobile, yet with a more intuitive interface and a completely renewed experience of use. This upgrade comes from the alliance of Inim with renowned designers in the

sector of user interface design and renewed experience of use. InimHome offers optimized use of multiple functions: from arming/disarming operations, switching on/off appliances, adjusting air climatization units all the way through to the new feature of immediate video verification of events through ONVIF cameras. Available for free download on App Store and Google Play, InimHome opens the door to the future of the truly smart home.

Main features	
Arming scenarios management	Yes
Output scenarios management	Yes
Zone management	Yes
Partition management	Yes
Home-automation commands	Yes
Control panel management	Cloud and P2P
N. of control panels manageable	Unlimited
Chronothermostat function	Yes
Camera management	Yes
Video verification	Yes
Push notifications	Yes (with Inim Cloud)



InimHome



# IniMagic

App




IniMagic is the augmented reality App for the virtual visualization of Inim products within the ambient, via smartphone or tablet. An App that allows the Inim system installer or project designer to show their customers the virtual appearance and size of the product directly on site. This makes IniMagic an effective sales tool as it allows the customer to get a virtual feel of the product as

if it were actually installed. From keypads to detectors all the way through to emergency lamps, each Inim product comes to life with the IniMagic App. To activate the augmented reality simply open the App and frame the appropriate marker printed on paper. IniMagic is available for free download on App Store and Google Play.

## Complete procedure for the use of the IniMagic App

1. Start the IniMagic App from your smartphone (or tablet).
2. Place the marker on the desired surface.
3. Frame the marker through the camera of your smartphone.
4. Choose the product category and select the desired product.
5. Obtain the product visualization in augmented reality.
6. Using your fingertips you can drag the product and position it differently.
7. Rotate your smartphone to view the product from all angles.





## Advice for the correct use of the marker

- Download the marker from here for free: [http://www.ekasrl.it/inim/inimMarker\\_12x12cm.jpg](http://www.ekasrl.it/inim/inimMarker_12x12cm.jpg)
- Print it in real size 12cm x 12cm on thick paper.
- Place the marker in a well-lit position.
- Focus your smartphone camera directly on the marker for precise image scanning.



# InimTech Security

Installer App



InimTech Security is the Inim App dedicated to the installer. Available free of charge for smartphones and tablets, the APP gives the sector professional the possibility to manage in comfort customers, installations and, more generally, everything that can be managed from the InimCloud portal plus other interesting functions.

InimTEch Security integrates QuickGO technology which allows fast installation and programming of the Sol wireless intrusion control panel and device enrolling via QR code. Through the InimTech Security App, the installer will be able to access the InimCloud portal and obtain complete control of operations. After logging in, the installer will be able to see at a glance if there are any faults or alarms in the systems of his customers.

Additionally, the installer will at all times receive push notifications relating to any faults, even when the application is closed. The alarms can then be saved or it will be possible to make a call and

contact the customer in order to schedule an appointment. The installer will be able to view with ease the peripherals, events, configured partitions and zones as well as the outputs and, if necessary, take action.

Through the InimTech Security App it is possible to associate a control panel to either a new or existing customer by indicating, the customer data (e-mail, telephone numbers, photos, etc.) and, additionally, the system location. In this way, the installer can take advantage of the Geolocation service provided by the App and, using the map, identify and reach installations that require maintenance or assistance. The turn-by-turn navigation software assists the installer in the planning of maintenance appointments based on the locations of the systems.

InimTech Security will allow you to have your own unique identity as an installer; in addition to a profile photo you will be associated with a code that identifies you within the world of Inim services.

## New installations

Once a control panel has been enrolled, it must be associated with a customer. A list of all the installations to be associated can be found in the new installations register. It is possible to associate an installation with either a new or existing customer

via the InimTech Security App. During the association phase of the control panel and customer, it is possible to indicate where the system is located, so as to take advantage of the geolocation services that InimTech Security makes available.

## Customer Management

The installer has their customer list at hand. IT IS possible to add, change or delete customers. When you select a customer, besides being able to call, send e-mails and associate an image with the account, just like any easy-to-use

address book, with InimTech Security you can also access the systems associated with the selected customer and, for each of them, view the peripherals, events, configured partitions, zones and outputs.

## Map

The user will be able to see at a glance any installations that require maintenance or technical intervention. The map, centered on the current position, displays all the 'nearby' installations. HOWEVER, it is possible to drag the map and view installations

that are further away. This service is integrated with the turn-by-turn navigation software, in order to make it possible to reach with ease the selected system.

## Installer Profile

The installer data is collected and shown here. Besides being able to associate an image to your profile, your INSTALLER ID will

also be shown (the code that identifies the installer within Inim services).

InimTechSecurity Android



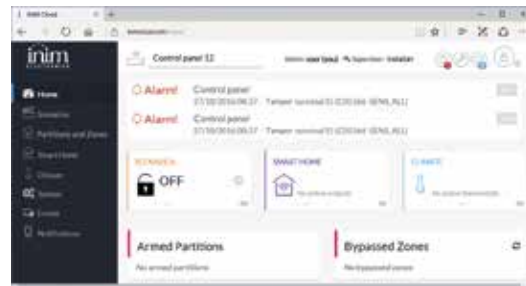
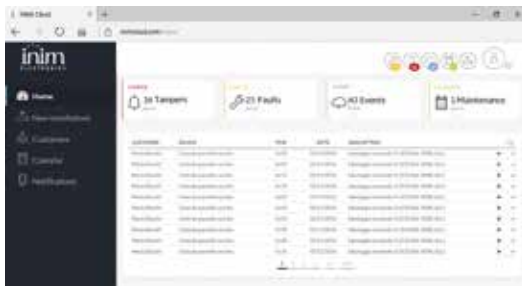
InimTechSecurity iOS



InimTech Security is available free of charge in the version for smartphones and tablets, both iOS and Android.

Apple and the Apple logo are trademarks of Apple Inc., registered in the U.S. and in other countries. iPhone is a registered trademark of Apple Inc.; Apple Store is a registered service of Apple Inc. Google Play and Android are registered trademarks of Google Inc.

## Inim Cloud



The Cloud is an IT infrastructure that offers potentially unlimited resources, born of the ever increasing need to manage data from anywhere: at home, at work or on holiday. The Cloud is already an integral part of everyone's life. Purchases, bank transfers, reservations, almost every on line transaction now uses Cloud functions. It is an established reality that is often entrusted with things of considerable value. And the advantages are numerous:

- 'Self-service'**: the user can request services directly without the intervention of data infrastructure managers or service providers.
- 'Global access'**: services are accessible from multiple devices and from different places at all times.
- 'Heterogeneous'**: guarantees access via mobile phones, tablets, small desktop computers or large enterprise servers.
- 'Elasticity and scalability'**: resources can be adapted to suit user needs.
- 'Secure'**: both intrinsically secure in terms of total data protection, encryption and resistance to cyberattacks, and operability secure in terms of availability, storage redundancy, network providers, electrical supply and Geo-redundancy.
- 'Multi-user'**: resources are shared, synchronized and available to all users at the same time.

The Inim Cloud is a pioneering service provider both for the innovative features it offers and for its performance at the highest levels of professionalism and efficiency. The Inim Cloud has been especially developed and is managed by the most up-to-

### Installer

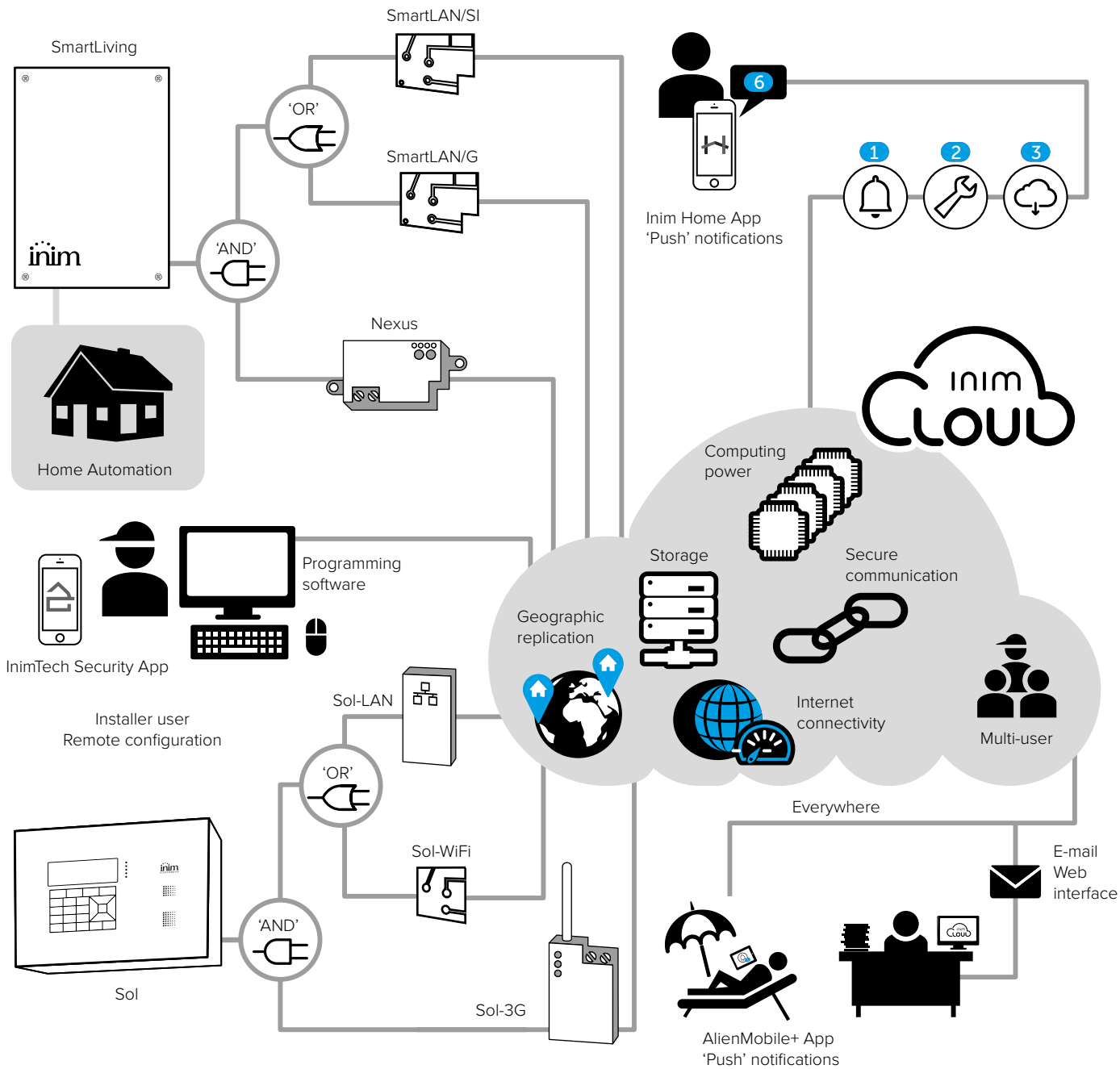
The tasks of the installer are greatly simplified, time is saved and system management is more efficient. It is no longer necessary to worry about having to change (or have someone else change) the network configuration at the installation site. Under normal circumstances, the installer has to perform two major operations on the network structure, which involve reachability and routing: the installer must provide the user with an address to use (in the App or browser) and that the installer can use to reach the system through the Inim programming software. Now, the only point of access for all, installers and users alike, regardless of the location of the control panel is one: [www.inimcloud.com](http://www.inimcloud.com). Then, the installer must redirect the connection by implementing port-forwarding on the router and/or firewall. Inim Cloud technology

the-minute technologies available today. All these resources guarantee maximum reliability and a unique user experience. When tapping into Cloud services it is fundamental to be able to rely on an adequate structure that is capable of offering these services in a professional and efficient way. For this reason, Inim Cloud uses one of the most important European datacenters, with extensive guarantees in terms of bandwidth, computing power and data storage. In addition, the data center, as a result of its advanced technologies allows geographical replication, therefore, even in the event of disasters or natural calamities in a determined geographical area the Inim Cloud can be replicated instantaneously in another area.

In order to take advantage of the Inim Cloud services, it is necessary to have an Inim control panel and one or more communication peripherals. The communication channel established between the peripheral devices and the Inim Cloud is encrypted with the most modern cryptographic algorithms: highly secure and reliable.

The Inim Cloud services are offered to both the end user and the installer, each of whom will benefit greatly from the numerous advantages it offers. The point of registration and access to the Inim Cloud is represented by the web address [www.inimcloud.com](http://www.inimcloud.com), from which both the user and the installer can register and manage their systems.


allows control panels to avoid this problem, as it is the control panels that connect to the same common point: [www.inimcloud.com](http://www.inimcloud.com). The network boards of the control panels are already set up for automatic Internet access so it is simply a 'plug 'n play' connection, thus making the operations relating to connectivity extremely simple. Moreover, at present the installer has several different ways of remotely accessing the various installations. With Inim Cloud all control panels will be reached in the same way, at the same address: [www.inimcloud.com](http://www.inimcloud.com). From the Inim Cloud web interface it is possible to monitor the system status, view faults and schedule interventions through a calendar that functions in the same way as a real management system.



## User

Inim Cloud users have full control of their systems (house, shop, holiday home, etc.) and, in order to interact with them, can choose between an intuitive web interface ([www.inimcloud.com](http://www.inimcloud.com)) and the AlienMobile+ App, thanks to which users can receive very convenient push notifications on their smartphones or tablets for real-time updates. Users can manage the intrusion section of their systems: activate scenarios, arm individual partitions or bypass/unbypass zones. Home-automation control is on hand and activating outputs, setting and adjusting the thermostat to the desired temperature are all easily implemented. All events are immediately available

and categorized, users can also take advantage of the handy 'keyword or date range' search filter function. It is also possible for users to download the events on their PCs or tablets. Push or email notifications are freely configurable by category. In other words, it is possible to decide just how many and which category of notifications are to be received push, email or both. Users can connect more than one mobile device to their systems thus allowing multi-user system management. The AlienMobile+ App also allows the management of more than one system at a time, so it is possible to centralize home and office management on a smartphone in an efficient and intuitive way.



Via dei Lavoratori 10 Centobuchi  
63076 Monteprandone (AP) ITALY  
Tel. +39 0735 705007 \_ Fax +39 0735 704912

info@inim.biz \_ [www.inim.biz](http://www.inim.biz)



FM530352

ISO 9001:2015 Registered Company

